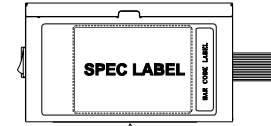
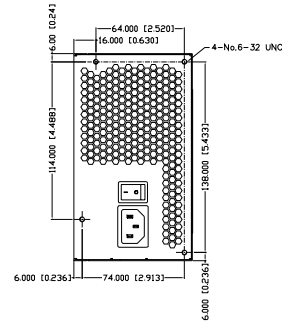
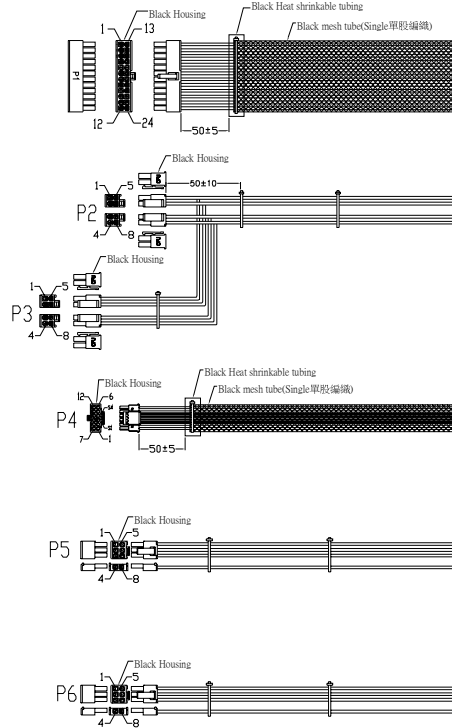


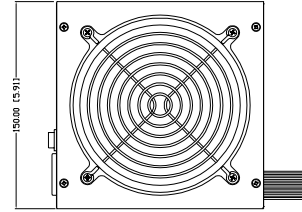
REF. ID.	PIN NO.	SIGNAL	WIRE COLOR	GAUGE	CONNECTOR TYPE	CABLE LENGTH
P1	1	+3.3VDC	ORANGE	18	MOLEX 39-01-2240 or EQUIV.	500±10mm
	2	+3.3VDC	ORANGE	18		
	3	COM	BLACK	18		
	4	+5VDC	RED	18		
	5	COM	BLACK	18		
	6	+5VDC	RED	18		
	7	COM	BLACK	18		
	8	COM Sense	BLACK	24		
	9	PW_OK	GRAY	24		
	10	+5Vsb	PURPLE	20		
	11	+12V	YELLOW	18		
	12	+12V Sense	YELLOW	24		
	13	+3.3VDC	ORANGE	18		
	14	+3.3V Sense	BROWN	24		
	15	-12VDC	BLUE	24		
	16	COM	BLACK	18		
	17	PS_ON#	GREEN	24		
	18	COM	BLACK	18		
	19	COM Sense	BLACK	24		
	20	COM	BLACK	18		
	21	+5VDC	RED	18		
	22	+5VDC	RED	18		
	23	+5VDC	RED	18		
	24	+5V Sense	RED	24		
P2	1	COM	BLACK	18	WST P4-142002BK3B + P4-142002BK4B or EQUIV.	550±10mm
	2	COM	BLACK	18		
	3	COM	BLACK	18		
	4	COM	BLACK	18		
	5	+12V	YELLOW	18		
P3	1	COM	BLACK	20	WST P4-142002BK3B + P4-142002BK4B or EQUIV.	100±10mm
	2	COM	BLACK	20		
	3	COM	BLACK	20		
	4	COM	BLACK	20		
	5	+12V	YELLOW	20		
P4	1	+12V	BLACK	16	專用WST PD12-130006FS4Z-B	600±10mm
	2	+12V	BLACK	16		
	3	+12V	BLACK	16		
	4	+12V	BLACK	16		
	5	+12V	BLACK	16		
	6	+12V	BLACK	16		
	7	COM	BLACK	16		
	8	COM	BLACK	16		
	9	COM	BLACK	16		
	10	COM	BLACK	16		
	11	COM	BLACK	16		
	12	COM	BLACK	16		
	S1	CARD_PWR_STABLE	BLACK	28		
	S2	CARD_CBL_PRE#	BLACK	28		
P5	S3	SENSE0	BLACK	28	WST P8-142002K21B-B or EQUIV.	600±10mm
	S4	SENSE1	BLACK	28		
	1	+12V	YELLOW	18		
	2	+12V	YELLOW	18		
	3	+12V	YELLOW	18		
P6	4	COM	BLACK	18	WST P8-142002K21B-B or EQUIV.	550±10mm
	5	COM	BLACK	18		
	6	COM	BLACK	18		
	7	COM	BLACK	18		
	8	COM	BLACK	18		

- NOTE:
1. ALL THE LENGTH OF OUTPUT WIRES EXCLUDE HOUSING.
2. Label of origin is marked if indicated by sales.
3. DIMENSIONAL TOLERANCES: .XX=±0.5 [0.02] , .XXX=±0.25 [0.01].
4. Color of CONNECTOR: Black.

REF. ID.	PIN NO.	SIGNAL	WIRE COLOR	GAUGE	CONNECTOR TYPE	CABLE LENGTH
P7	1	+3.3VDC	ORANGE	18	MOLEX SD-67582-001 or EQUIV.	350±10mm
P10	2	COM	BLACK	18		
	3	+5VDC	RED	18		
	4	COM	BLACK	18		
P8 P11	1	+3.3VDC	ORANGE	18	MOLEX SD-67582-001 or EQUIV.	100±10mm
P9	2	COM	BLACK	18		
	3	+5VDC	RED	18		
	4	COM	BLACK	18		
P12	5	+12V	YELLOW	18	AMP 1-480424-0 or EQUIV.	100±10mm
P13	1	+12V	YELLOW	18		
	2	COM	BLACK	22		
	3	+5VDC	RED	18		
	4	+12V	YELLOW	22	AMP 171822-4 or EQUIV.	100±10mm
	1	+5VDC	RED	22		
	2	COM	BLACK	22		
	3	COM	BLACK	22		
	4	+12V	YELLOW	22		

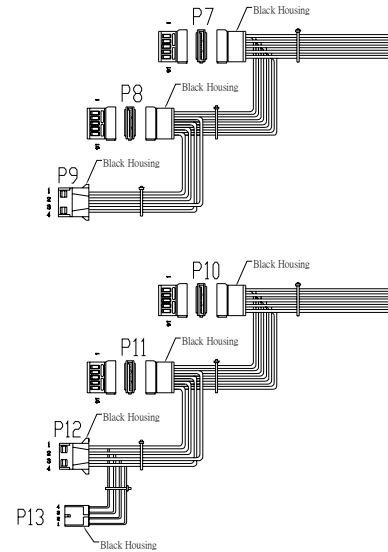
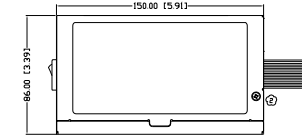


AIR FLOW



0.10 (0.004)

⑦



P/N.:9PA10A7700

MODEL NO. :FSP1000-50ADA		TITLE:ASSY	SHEET: 1 OF 1	REV:03
R&D 1	PE	DRAWN	DATE	
			10/29/2025	

UNIT:mm [inch]