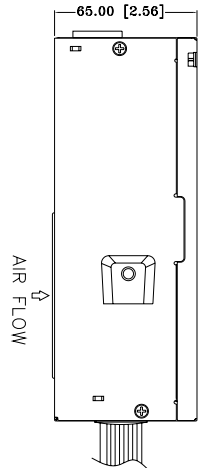
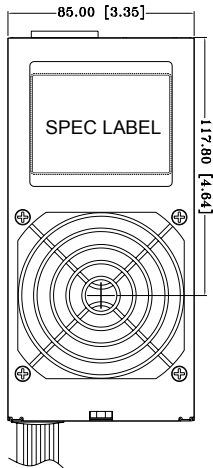
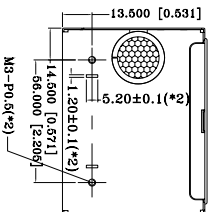
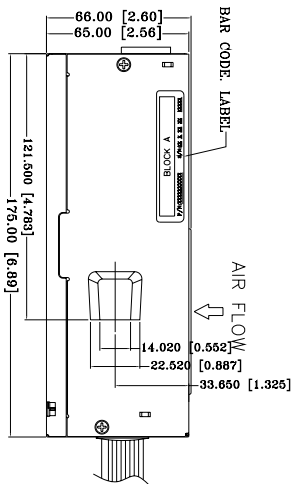
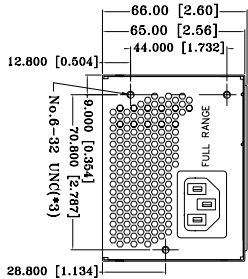
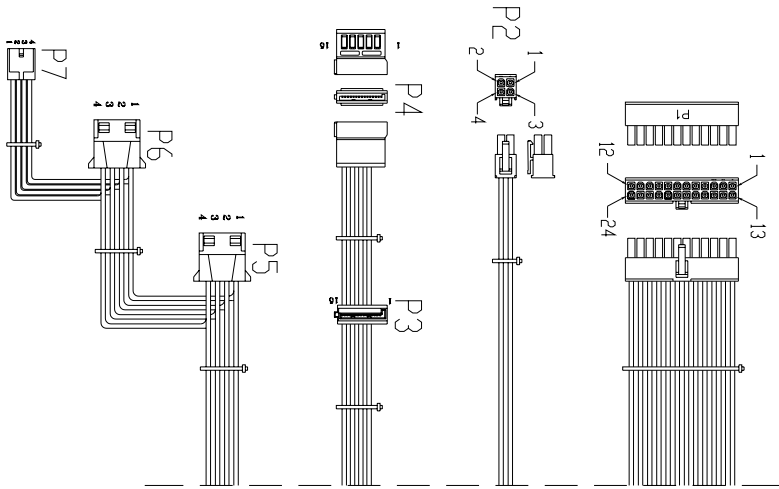


外觀圖



| REF. ID/NO. | PIN SIGNAL | WIRE COLOR | GAUGE | CONNECTOR TYPE | CABLE LENGTH |
|-------------|------------|------------|-------|-------------------------------|--------------|
| P1 | 1 +3.3VDC | ORANGE | 20 | MOLEX 39-01-2240 or EQUIV. | 200±28mm |
| | 2 +3.3VDC | ORANGE | 20 | | |
| | 3 COM | BLACK | 20 | | |
| | 4 +5VDC | RED | 20 | | |
| 5 COM | BLACK | 20 | | | |
| 6 +5VDC | RED | 20 | | | |
| 7 COM | BLACK | 20 | | | |
| 8 PWR_OK | GRAY | 24 | | | |
| 9 +5Vsb | PURPLE | 20 | | | |
| 10 +12V | YELLOW | 20 | | | |
| 11 +12V | YELLOW | 20 | | | |
| 12 +3.3VDC | ORANGE | 20 | | | |
| 13 +3.3VDC | ORANGE | 20 | | | |
| 14 -12VDC | BLUE | 24 | | | |
| 15 COM | BLACK | 24 | | | |
| 16 PS_ON# | GREEN | 24 | | | |
| 17 COM | BLACK | 20 | | | |
| 18 COM | BLACK | 20 | | | |
| 19 COM | BLACK | 20 | | | |
| 20 | | | | | |
| 21 +5VDC | RED | 20 | | | |
| 22 +5VDC | RED | 20 | | | |
| 23 +5VDC | RED | 20 | | | |
| 24 COM | BLACK | 20 | | | |
| P2 | 1 COM | BLACK | 20 | MOLEX 39-01-2040 or EQUIV. | 350±28mm |
| | 2 COM | BLACK | 20 | | |
| | 3 +12V | YELLOW | 20 | | |
| | 4 +12V | YELLOW | 20 | | |
| P3 | 1 COM | BLACK | 20 | MOLEX SD-67926-0311 or EQUIV. | 150±28mm |
| | 2 COM | RED | 20 | | |
| | 3 +5VDC | RED | 20 | | |
| | 4 COM | BLACK | 20 | | |
| P4 | 1 +12V | YELLOW | 20 | MOLEX SD-67582-001 or EQUIV. | 100±10mm |
| | 2 COM | BLACK | 20 | | |
| | 3 +5VDC | RED | 20 | | |
| | 4 COM | BLACK | 20 | | |
| | 5 +12V | YELLOW | 20 | | |
| P5 | 1 +12V | YELLOW | 20 | AMP 1-480424-0 or EQUIV. | 200±28mm |
| | 2 COM | BLACK | 20 | | |
| | 3 COM | BLACK | 20 | | |
| | 4 +5VDC | RED | 20 | | |
| | 5 +12V | YELLOW | 20 | | |
| P6 | 1 +12V | YELLOW | 22 | AMP 1-480424-0 or EQUIV. | 150±10mm |
| | 2 COM | BLACK | 22 | | |
| | 3 COM | BLACK | 22 | | |
| | 4 +5VDC | RED | 22 | | |
| P7 | 1 +5VDC | RED | 24 | AMP 171822-4 or EQUIV. | 150±10mm |
| | 2 COM | BLACK | 24 | | |
| | 3 COM | BLACK | 24 | | |
| | 4 +12V | YELLOW | 24 | | |



| | | |
|--------|----------------|----|
| 修改版文字號 | 修改事項 | 備註 |
| 3 | 1 修正外觀圖與CASE一致 | |

NOTES:

1. ALL THE LENGTH OF OUTPUT WIRES EXCLUDE HOUSING.
2. 產地標籤依業務指示加貼.
3. 公差: .XX=±0.5 [0.02]、.XXX=±0.25 [0.01].

P/N.:9PA250FJ00

| | | | |
|-----------------------------------|------------|---------------|-------------|
| MODEL NO. :FSP250-50TAC.(STD0001) | TITLE:ASSY | SHEET: 1 OF 1 | REV:03 |
| R&D 8 | PE | DRAWN | DATE |
| | | | NOV.21.2019 |

UNIT:mm [inch]