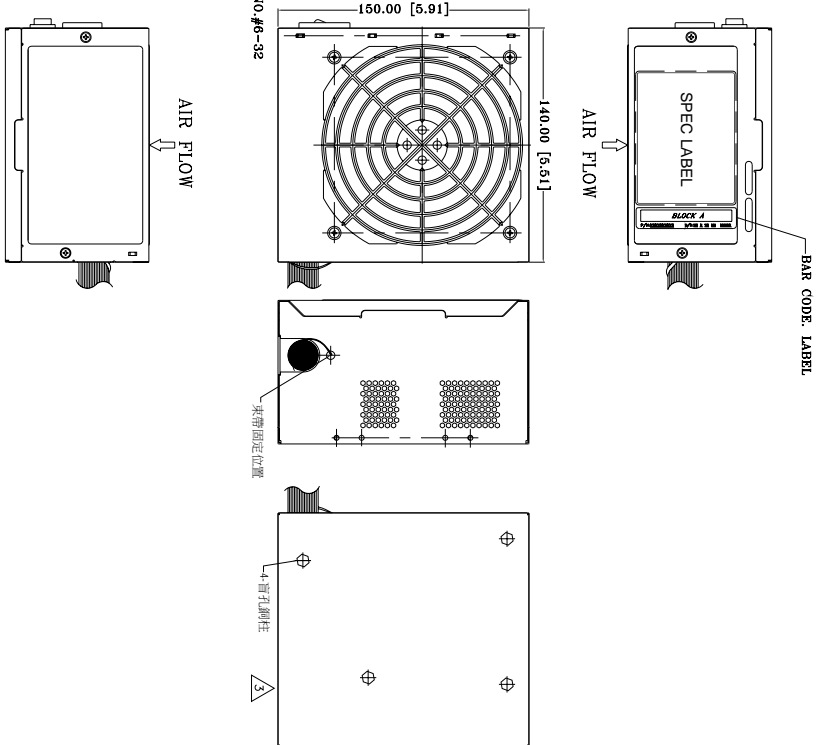
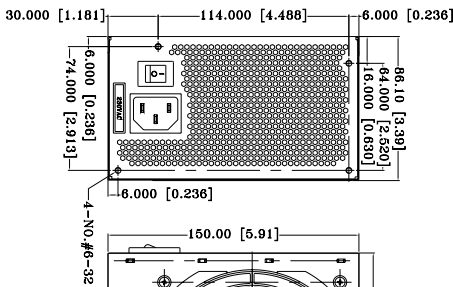
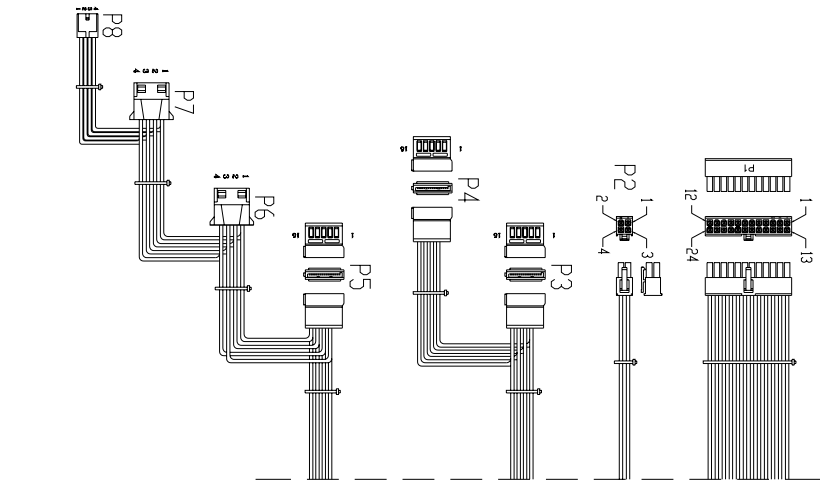


# 外觀圖



REF. ID.	PIN NO.	SIGNAL	WIRE COLOR	GAUGE	CONNECTOR TYPE	CABLE LENGTH
P1	1	+3.3VDC	ORANGE	20A	MOLEX 59-01-2240 or EQUIV.	350±8mm △
	2	+3.3VDC	ORANGE	20A		
	3	COM	BLACK	20A		
	4	+5VDC	RED	22		
P2	1	COM	BLACK	20A	MOLEX 39-01-2040 or EQUIV.	350±8mm △
	2	COM	BLACK	20A		
	3	+12V	YELLOW	20		
	4	+12V	YELLOW	20		
P3	1	COM	BLACK	22	MOLEX SD-67582-001 or EQUIV.	320±8mm
	2	+5VDC	RED	22		
	3	COM	BLACK	22		
	4	+12V	YELLOW	22		
P4	1	COM	BLACK	22	MOLEX SD-67582-001 or EQUIV.	155±15mm
	2	+5VDC	RED	22		
	3	COM	BLACK	22		
	4	+12V	YELLOW	22		
P5	1	COM	BLACK	20	MOLEX SD-67582-001 or EQUIV.	320±8mm
	2	+5VDC	RED	20		
	3	COM	BLACK	20		
	4	+12V	YELLOW	22		
P6	1	+12V	YELLOW	22	AMP 1-480424-0 or EQUIV.	155±15mm
	2	COM	BLACK	22		
	3	COM	BLACK	22		
	4	+5VDC	RED	22		
P7	1	+5VDC	RED	22	AMP 171822-4 or EQUIV.	155±15mm
	2	COM	BLACK	22		
	3	COM	BLACK	22		
	4	+12V	YELLOW	22		
P8	1	COM	BLACK	22	AMP 171822-4 or EQUIV.	155±15mm
	2	COM	BLACK	22		
	3	COM	BLACK	22		
	4	+12V	YELLOW	22		



修改版次序號	修改事項	備註
△2	1 P1由420mm改為350mm(+3.3V和COM都由22AWG改為20AWG)	
△2	2 P2由420mm改為350mm	
△3	1 配合CASE圖修改外觀圖(取消螺柱)	

MODEL NO.: FSP250-51ACC(STD0001) TITLE: ASSY SHEET: 1 OF 1 REV: 03  
R&D 8 PE DRAWN DATE  
P/N.: 9PA250FM00

UNIT: mm [inch]

- NOTES:
1. ALL THE LENGTH OF OUTPUT WIRES EXCLUDE HOUSING.
  2. 產地標籤依業務指示加貼.
  3. 公差: .XX=±0.5 [0.02]、.XXX=±0.25 [0.01].
  4. +3.3V sense線插在+3.3V板孔上.

MODEL NO.: FSP250-51ACC(STD0001)	TITLE: ASSY	SHEET: 1 OF 1	REV: 03
R&D 8	PE	DRAWN	DATE
			MAY. 13. 2020