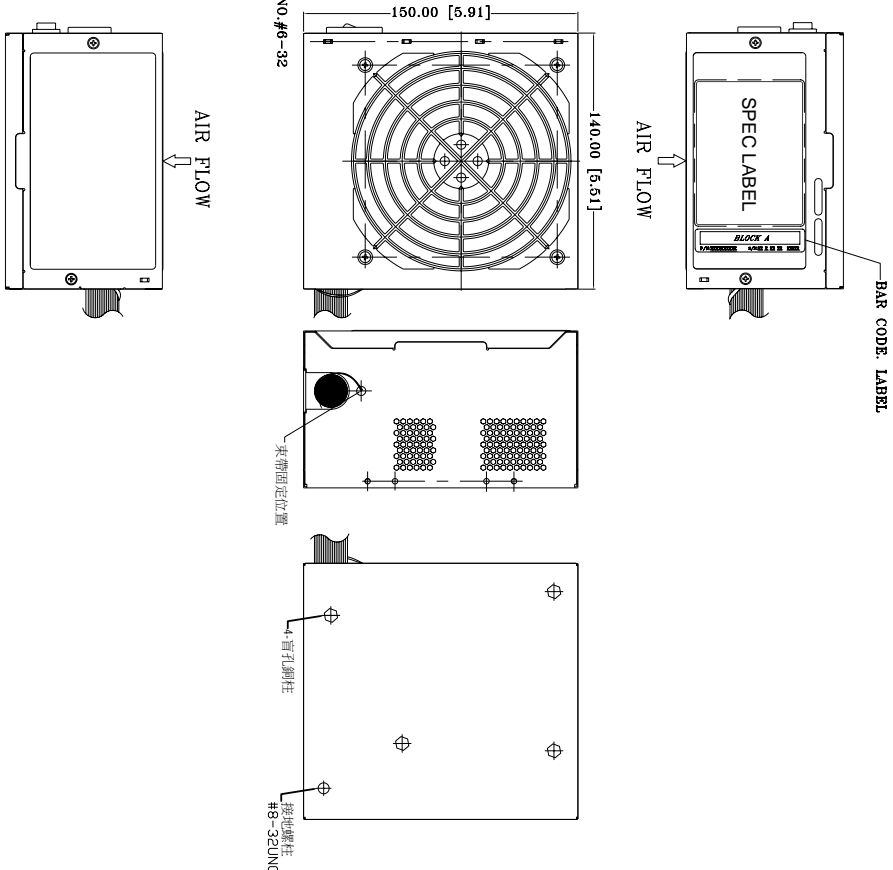
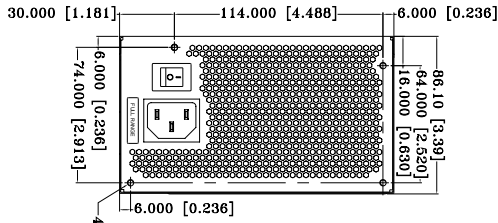
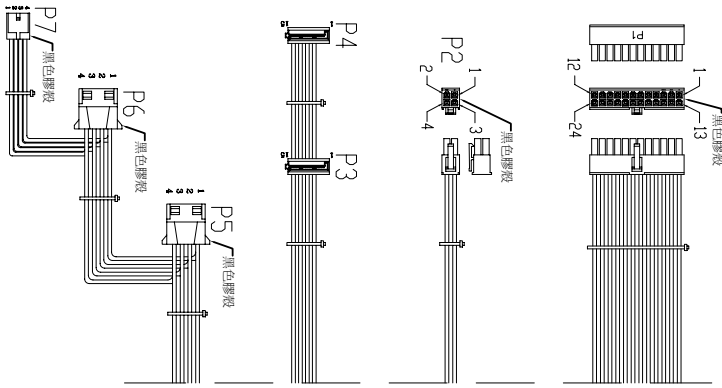


外觀圖



REF. ID.	PIN NO.	SIGNAL	WIRE COLOR	GAUGE	CONNECTOR TYPE	CABLE LENGTH		
P1	1	+3.3VDC	ORANGE	20	MOLEX 39-01-2240	350±10mm		
	2	+3.3VDC	ORANGE	20	39-01-2240 or EQUIV.			
	3	COM	BLACK	20				
	4	+5VDC	RED	20				
	5	+5VDC	RED	20				
	6	+5VDC	BLACK	20				
	7	COM	BLACK	20				
	8	PS_ON#	GRAY	24				
	9	+5Vsb	PURPLE	20				
	10	+12V	YELLOW	20				
	11	+12V	YELLOW	20				
	12	+3.3VDC	ORANGE	20				
P2	1	+3.3VDC	ORANGE	20	MOLEX 39-01-2040	350±10mm		
	2	COM	BLACK	18	39-01-2040 or EQUIV.			
	3	+12V	YELLOW	18				
	4	+12V	YELLOW	18				
	P3	1	COM	BLACK	20		MOLEX 350-18mm	350±10mm
		2	+5VDC	RED	20		SD-67926-0311 or EQUIV.	
		3	+5VDC	RED	20			
		4	COM	BLACK	20			
		5	+12V	YELLOW	20			
	P4	1	COM	BLACK	20		MOLEX 155±10mm	155±10mm
		2	+5VDC	RED	20		SD-67926-0311 or EQUIV.	
		3	COM	BLACK	20			
4		COM	BLACK	20				
5		+12V	YELLOW	20				
P5	1	COM	BLACK	20	AMP 300-18mm	300±10mm		
	2	COM	BLACK	20	1-480424-0 or EQUIV.			
	3	COM	BLACK	20				
	4	+5VDC	RED	20				
	5	+12V	YELLOW	20				
P6	1	COM	BLACK	20	AMP 155±10mm	155±10mm		
	2	COM	BLACK	20	1-480424-0 or EQUIV.			
	3	COM	BLACK	20				
	4	+5VDC	RED	20				
P7	1	+5VDC	RED	22	AMP 155±10mm	155±10mm		
	2	COM	BLACK	22	171822-4 or EQUIV.			
	3	COM	BLACK	22				
	4	+12V	YELLOW	22				



修改版次序號	修改事項	備註
1	配合線材圖修改外觀圖	

P/N.:9PA300FQ00

NOTES:
1. ALL THE LENGTH OF OUTPUT WIRES EXCLUDE HOUSING.

- 產地標籤依業務指示加貼;
- 公差: .XX=±0.5 [0.02]、.XXX=±0.25 [0.01].
- +3.3V sense線插在+3.3V板孔上.

UNIT:mm [inch]

MODEL NO.:	TITLE:ASSY	SHEET: 1 OF 1	REV:04
FSP300-50AAC,(STD0001)	DRAWN		
R&D 8	PE		
		DATE	
		OCT.03.2018	