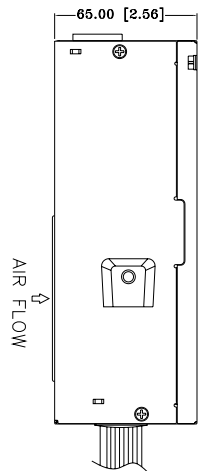
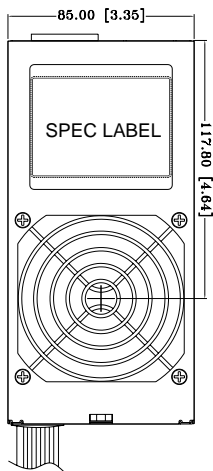
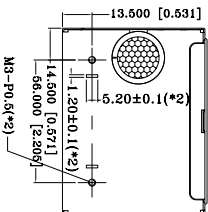
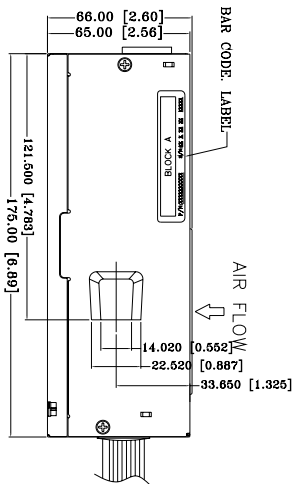
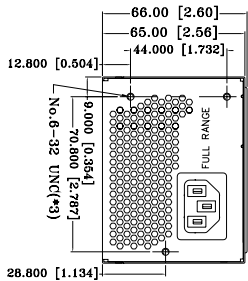
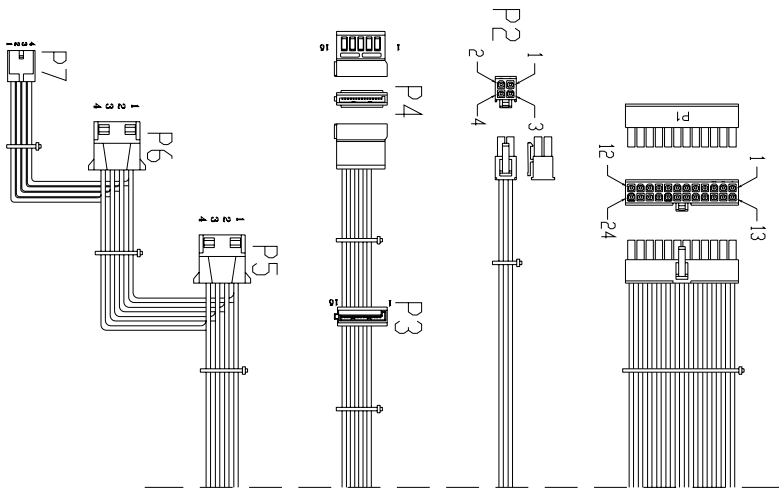


外觀圖



REF. ID	PIN NO.	SIGNAL	WIRE COLOR	GAUGE	CONNECTOR TYPE	CABLE LENGTH
P1	1	+3.3VDC	ORANGE	20	MOLEX 39-01-2240 or EQUIV.	200±28mm
	2	+3.3VDC	ORANGE	20		
	3	COM	BLACK	18		
	4	+5VDC	RED	20		
P2	1	COM	BLACK	18	MOLEX 39-01-2040 or EQUIV.	350±28mm
	2	COM	BLACK	20		
	3	+12V	YELLOW	20		
	4	+12V	YELLOW	20		
P3	1	COM	BLACK	20	MOLEX SD-67926-0311 or EQUIV.	150±28mm
	2	COM	RED	20		
	3	+5VDC	RED	20		
	4	COM	BLACK	20		
P4	1	+12V	YELLOW	20	MOLEX SD-67582-001 or EQUIV.	100±10mm
	2	COM	BLACK	20		
	3	+5VDC	RED	20		
	4	COM	BLACK	20		
P5	1	+12V	YELLOW	20	AMP 1-480424-0 or EQUIV.	200±28mm
	2	COM	BLACK	20		
	3	COM	BLACK	20		
	4	+5VDC	RED	20		
P6	1	+12V	YELLOW	22	AMP 1-480424-0 or EQUIV.	150±10mm
	2	COM	BLACK	22		
	3	COM	BLACK	22		
	4	+5VDC	RED	22		
P7	1	+5VDC	RED	24	AMP 67822-4 or EQUIV.	150±10mm
	2	COM	BLACK	24		
	3	COM	BLACK	24		
	4	+12V	YELLOW	24		



修改版列字號	修改事項	備註
△ 1	修正外觀圖與CASE一致	

NOTES:

1. ALL THE LENGTH OF OUTPUT WIRES EXCLUDE HOUSING.
2. 產地標籤依業務指示加貼.
3. 公差: .XX=±0.5 [0.02]、.XXX=±0.25 [0.01].

P/N.:9PA350D300

MODEL NO. :FSP350-50TAC.(STD0001)	TITLE:ASSY	SHEET: 1 OF 1	REV:05
R&D 8	PE	DRAWN	DATE
			NOV.21.2019

UNIT:mm [inch]