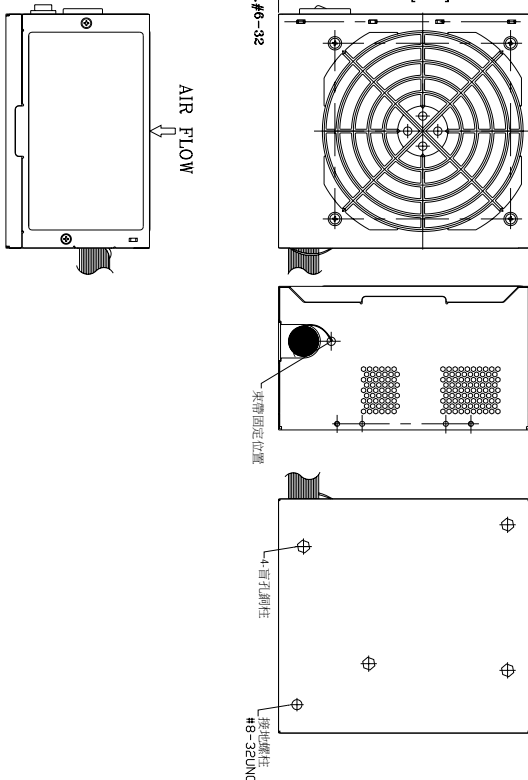
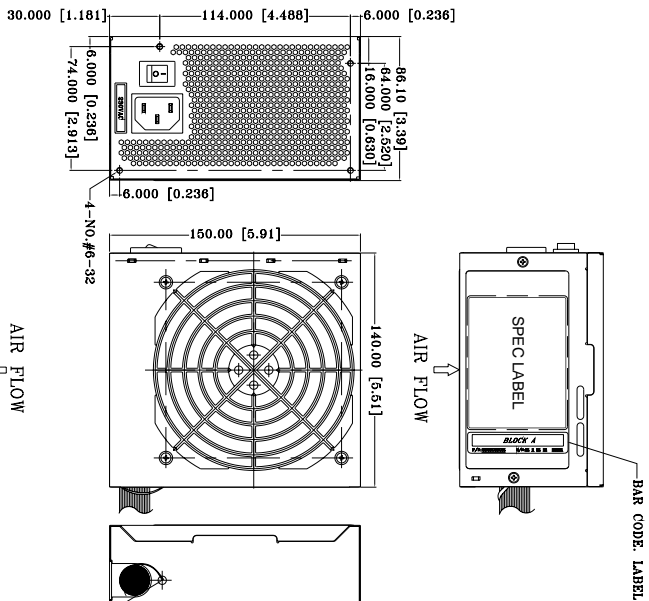
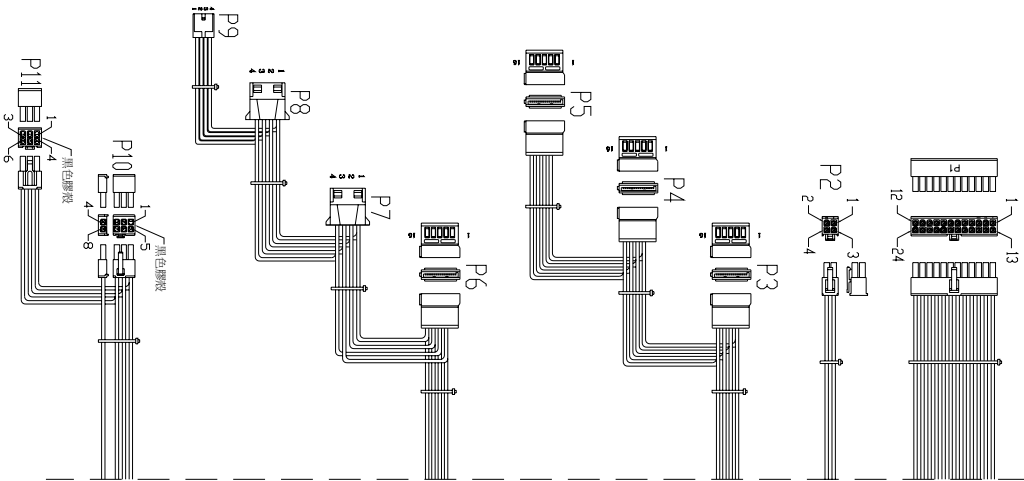


# 外觀圖



REF. ID.	PIN NO.	SIGNAL	WIRE COLOR	GAUGE	CONNECTOR TYPE	CABLE LENGTH			
P1	1	+3.3VDC	ORANGE	22	MOLEX 39-01-2240 or EQUIV.	420±18mm			
	2	+3.3VDC	ORANGE	22					
	3	COM	BLACK	20					
	4	+5VDC	RED	20					
	5	COM	BLACK	20					
	6	+5VDC	RED	20					
P2	7	COM	BLACK	20	MOLEX 39-01-2040 or EQUIV.	420±18mm			
	8	PW_OK	GRAY	24					
	9	+5Vsb	PURPLE	22					
	10	+12V	YELLOW	20					
	11	+12V	YELLOW	20					
	12	+3.3VDC	ORANGE	22					
	13	+3.3VDC	ORANGE	22					
	14	+3.3VDC	BROWN	24					
	15	-12VDC	BLUE	24					
	16	PS_ON#	GREEN	24					
	17	COM	BLACK	20					
	18	COM	BLACK	20					
P3	19	COM	BLACK	20	MOLEX SD-67582-001 or EQUIV.	320±18mm			
	20	COM	BLACK	20					
	21	+5VDC	RED	20					
	22	+5VDC	RED	20					
	23	+5VDC	RED	20					
	24	COM	BLACK	20					
	P4	1	COM	BLACK			20	MOLEX SD-67582-001 or EQUIV.	155±15mm
		2	+5VDC	RED			20		
		3	+5VDC	RED			20		
		4	COM	BLACK			20		
P5	1	+12V	YELLOW	20	AMP 1-480424-0 or EQUIV.	155±15mm			
	2	COM	BLACK	20					
	3	COM	BLACK	20					
	4	+5VDC	RED	20					
	5	+12V	YELLOW	20					
P6	1	+12V	YELLOW	20	AMP 171822-4 or EQUIV.	155±15mm			
	2	COM	BLACK	20					
	3	COM	BLACK	20					
	4	+5VDC	RED	20					
P7	1	+12V	YELLOW	18	WST P8-142002K71B-8 or EQUIV.	410±18mm			
	2	+12V	YELLOW	18					
	3	+12V	YELLOW	18					
	4	COM	BLACK	18					
P8	5	COM	BLACK	18	WST P6-142002BK5 or EQUIV.	80±15mm			
	6	COM	BLACK	18					
	7	COM	BLACK	18					
	8	COM	BLACK	18					
	9	COM	BLACK	18					
	10	COM	BLACK	18					
	11	+12V	YELLOW	20					
	12	+12V	YELLOW	20					
P9	1	+12V	YELLOW	20	WST P6-142002BK5 or EQUIV.	80±15mm			
	2	+12V	YELLOW	20					
	3	COM	BLACK	20					
	4	COM	BLACK	20					
	5	COM	BLACK	20					
	6	COM	BLACK	20					



- NOTES:
1. ALL THE LENGTH OF OUTPUT WIRES EXCLUDE HOUSING.
  2. 產地標籤依業務指示加貼.
  3. 公差: XX=±0.5 [0.02]、XXX=±0.25 [0.01].

UNIT:mm [inch]

MODEL NO.: FSP350-51ACC,(STD0001)

P/N.:9PA350DA00

R&D 8	PE	DRAWN	DATE
			APR.30.2019