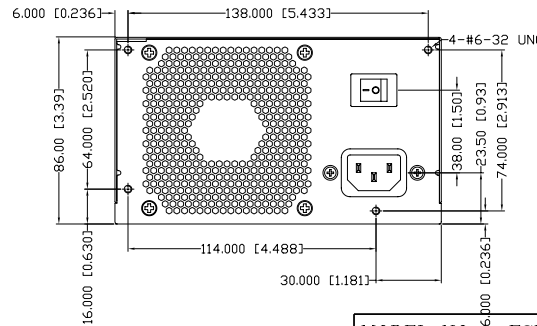
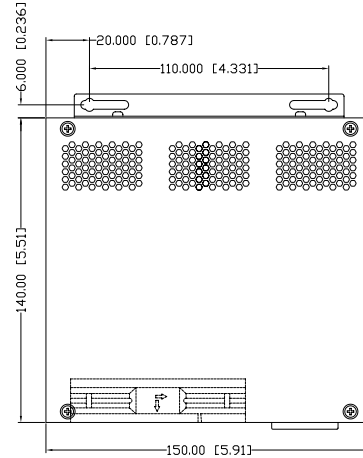
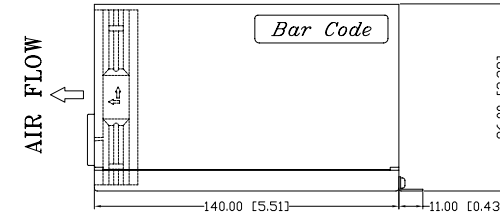


② 圖面修正, CASE通風孔變更, 膠殼改黑色



REF. ID	PIN NO.	SIGNAL	WIRE COLOR	GAUGE	CONNECTOR TYPE	CABLE LENGTH
P1 /24	1	+3.3VDC	ORANGE	18	WST P20-142002K11DZ-B +P4-148002K11DZ-B or EQUIV.	500±15mm
	2	+3.3VDC	ORANGE	18		
	3	COM	BLACK	18		
	4	+5VDC	RED	18		
	5	COM	BLACK	18		
	6	+5VDC	RED	18		
	7	COM	BLACK	18		
	8	PW-ON	GRAY	22		
	9	+5Vsb	PURPLE	18		
	10	+12V2	YEL./BLUE	18		
	11	+12V2	YEL./BLUE	18		
	12	+3.3VDC	ORANGE	18		
	13	+3.3VDC	ORANGE	18		
	14	-12VDC	BLUE	22		
	15	COM	BLACK	18		
	16	PS-ON	GREEN	22		
	17	COM	BLACK	18		
	18	COM	BLACK	18		
	19	COM	BLACK	18		
	20	-5VDC	WHITE	22		
	21	+5VDC	RED	18		
	22	+5VDC	RED	18		
	23	+5VDC	RED	18		
	24	COM	BLACK	18		
P2	1	COM	BLACK	18	WST P8-142002Z-B or EQUIV.	500±15mm
	2	COM	BLACK	18		
	3	COM	BLACK	18		
	4	COM	BLACK	18		
	5	+12V1	YELLOW	18		
	6	+12V1	YELLOW	18		
	7	+12V1	YELLOW	18		
	8	+12V1	YELLOW	18		
PA	1	+12V2	YEL./BLUE	18	WST P4-A10202Z-B or EQUIV.	500±15mm
	2	COM	BLACK	18		
	3	COM	BLACK	18		
	4	+5V	RED	18		
PB	1	+12V2	YEL./BLUE	18	WST P4-A10202Z-B or EQUIV.	155±10mm
	2	COM	BLACK	18		
	3	COM	BLACK	18		
	4	+5V	RED	18		
PC	1	+5V	RED	22	AMP 2-171822-4 or EQUIV.	155±10mm
	2	COM	BLACK	22		
	3	COM	BLACK	22		
	4	+12V2	YEL./BLUE	22		
PD	1	+3.3VDC	ORANGE	18	WST P5-112702T00 or EQUIV.	500±15mm
	2	COM	BLACK	18		
	3	+5V	RED	18		
	4	COM	BLACK	18		
	5	+12V2	YEL./BLUE	18		
PE	1	+3.3VDC	ORANGE	18	WST P5-112718-B or EQUIV.	155±10mm
	2	COM	BLACK	18		
	3	+5V	RED	18		
PG	4	COM	BLACK	18		
	5	+12V2	YEL./BLUE	18		



NOTE:

- ALL THE LENGTH OF OUTPUT WIRES EXCLUDE HOUSING.
- 公差: .XX=±0.5 [0.02]、.XXX=±0.25 [0.01]

UNIT:mm

P/N.:9PA400CG00

MODEL NO. : FSP400-70AGGBM(M)		TITLE: ASSY		SHEET: 1 OF 1		REV:02	
R&D(2)	PE	DRAWN	DATE				
		周書宇		AUG.28.2017			
INTERIOR COUNTERSIGN:							