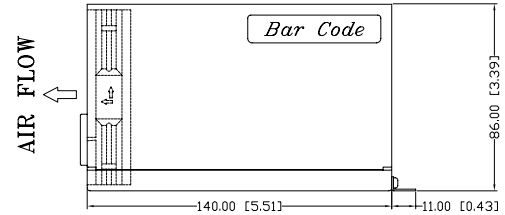
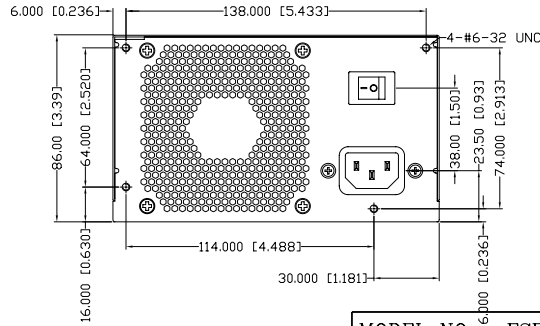
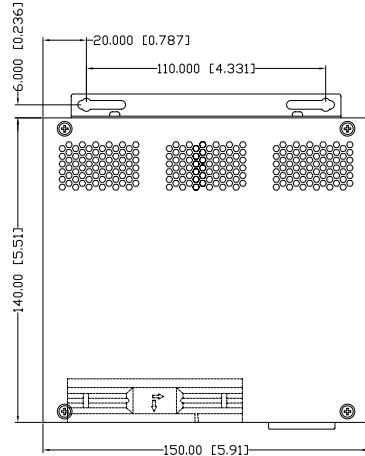
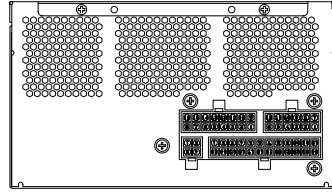


③ 圖面修正



REF. ID.	PIN NO.	SIGNAL	WIRE COLOR	GAUGE	CONNECTOR TYPE	CABLE LENGTH
P1 / 24	1	+3.3VDC	ORANGE	18	WST	500±15mm
	2	+3.3VDC	ORANGE	18	P20-149008K11DZ-B	
	3	COM	BLACK	18	149008K11DZ-B	
	4	+5VDC	RED	18	P4-149008K11DZ-B or EQUIV.	
	5	COM	BLACK	18		
	6	+5VDC	RED	18		
	7	COM	BLACK	18		
	8	PW-ON	GRAY	22		
	9	+5Vsb	PURPLE	18		
	10	+12V3	YEL/BLUE	18		
	11	+12V3	YEL/BLUE	18		
	12	+3.3VDC	ORANGE	18		
	13	+3.3VDC	ORANGE	18		
	14	+3.3VSettle	BROWN	22		
	14	-12VDC	BLUE	22		
	15	COM	BLACK	18		
	16	PS-ON	GREEN	22		
	17	COM	BLACK	18		
	18	COM	BLACK	18		
	19	COM	BLACK	18		
	20	-5VDC	WHITE	22		
	21	-5VDC	RED	18		
	22	+5VDC	RED	18		
	23	+5VDC	RED	18		
24	COM	BLACK	18			
P2	1	COM	BLACK	18	WST P8-142002Z-B or EQUIV.	500±15mm
	2	COM	BLACK	18		
	3	COM	BLACK	18		
	4	COM	BLACK	18		
	5	+12V1	YELLOW	18		
	6	+12V1	YELLOW	18		
	7	+12V1	YELLOW	18		
	8	+12V1	YELLOW	18		
P3	1	COM	BLACK	18	WST P8-142002Z-B or EQUIV.	500±15mm
	2	COM	BLACK	18		
	3	COM	BLACK	18		
	4	COM	BLACK	18		
5	+12V2	YEL/BLACK	18			
6	+12V2	YEL/BLACK	18			
7	+12V2	YEL/BLACK	18			
8	+12V2	YEL/BLACK	18			
PA	1	+12V3	YEL/BLUE	18	WST P4-A10202Z-B or EQUIV.	500±15mm
	2	COM	BLACK	18		
	3	COM	BLACK	18		
PB	1	+12V3	YEL/BLUE	18	WST P4-A10202Z-B or EQUIV.	155±10mm
	2	COM	BLACK	18		
	3	COM	BLACK	18		
PC	1	+5V	RED	22	AMP 2-171882-4 or EQUIV.	155±10mm
	2	COM	BLACK	22		
	3	COM	BLACK	22		
	4	+12V3	YEL/BLUE	22		
PD	1	+3.3VDC	ORANGE	18	WST P5-112702700 or EQUIV.	500±15mm
	2	COM	BLACK	18		
PF	3	+5V	RED	18	WST P5-112702700 or EQUIV.	500±15mm
	4	COM	BLACK	18		
PE	1	+12V3	YEL/BLUE	18	WST P5-112718-B or EQUIV.	155±10mm
	2	+3.3VDC	ORANGE	18		
PG	2	COM	BLACK	18	WST P5-112718-B or EQUIV.	155±10mm
	3	+5V	RED	18		
	4	COM	BLACK	18		
5	+12V3	YEL/BLUE	18			

NOTE:

- ALL THE LENGTH OF OUTPUT WIRES EXCLUDE HOUSING.
- 公差: .XX=±0.5 [0.02]、.XXX=±0.25 [0.01]

UNIT:mm

P/N.:9PA500BG00

MODEL NO. : FSP500-80AGGBM(M)		TITLE: ASSY		SHEET: 1 OF 1 REV:03	
R&D(2)	PE	DRAWN	DATE		
		周書宇	SPE.06.2018		
INTERIOR COUNTERSIGN:					