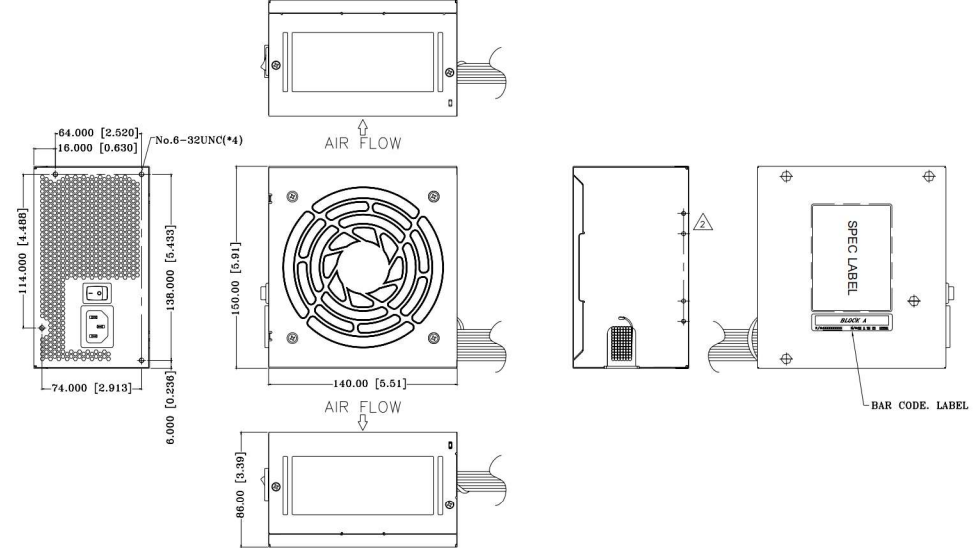
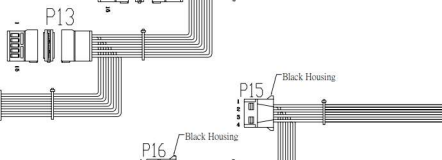
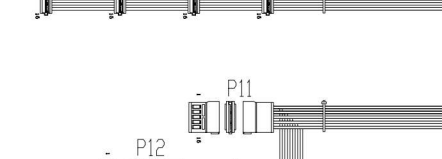
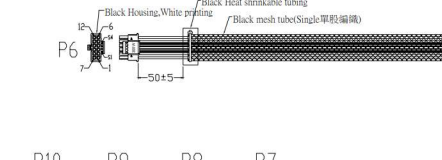
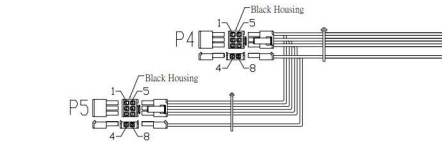
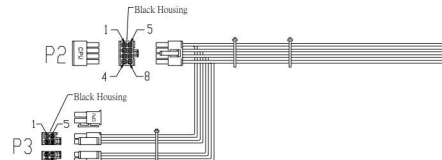
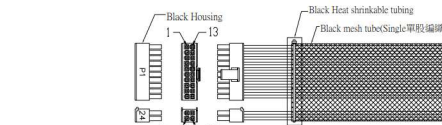


REF. ID.	PIN NO.	SIGNAL	WIRE COLOR	GAUGE	CONNECTOR TYPE	CABLE LENGTH
P1 /24	1	+3.3VDC	ORANGE	18	WST	550±30mm
	2	+3.3VDC	ORANGE	18	P20-142002K110-B	
	3	COM	BLACK	18	+P4-142002K110-B or EQUIV.	
	4	+5VDC	RED	18		
	5	COM	BLACK	18		
	6	+5VDC	RED	18		
	7	COM	BLACK	18		
	8	PW_OK	GRAY	24		
	9	+5Vsb	PURPLE	20		
	10	+12V	YELLOW	18		
	11	+12V	YELLOW	18		
	12	+3.3VDC	ORANGE	18		
	13	+3.3VDC	ORANGE	18		
	14	+3.3Vsense	BROWN	24		
	15	-12VDC	BLUE	24		
	16	COM	BLACK	18		
	17	PS_ON#	GREEN	24		
	18	COM	BLACK	18		
	19	COM	BLACK	18		
	20					
	21	+5VDC	RED	18		
	22	+5VDC	RED	18		
	23	+5Vsense	RED	24		
	24	+5VDC	RED	18		
P2	1	COM	BLACK	18	MOLEX 39-01-20B0 or EQUIV.	600±10mm
	2	COM	BLACK	18		
	3	COM	BLACK	18		
	4	COM	BLACK	18		
	5	+12V	YELLOW	18		
	6	+12V	YELLOW	18		
	7	+12V	YELLOW	18		
	8	+12V	YELLOW	18		
P3	1	COM	BLACK	20	WST P4-142002BK3B + P4-142002BK4B or EQUIV.	150±10mm
	2	COM	BLACK	20		
	3	COM	BLACK	20		
	4	COM	BLACK	20		
	5	+12V	YELLOW	20		
	6	+12V	YELLOW	20		
	7	+12V	YELLOW	20		
	8	+12V	YELLOW	20		
P4	1	+12V	YELLOW	18	WST P8-142002K218-B or EQUIV.	500±10mm
	2	+12V	YELLOW	18		
	3	+12V	YELLOW	18		
	4	COM	BLACK	18		
	5	COM	BLACK	18		
	6	COM	BLACK	18		
	7	COM	BLACK	18		
	8	COM	BLACK	18		
P5	1	+12V	YELLOW	20	WST P8-142002K218-B or EQUIV.	155±10mm
	2	+12V	YELLOW	20		
	3	+12V	YELLOW	20		
	4	COM	BLACK	20		
	5	COM	BLACK	20		
	6	COM	BLACK	20		
	7	COM	BLACK	20		
	8	COM	BLACK	20		
P7	1	+3.3VDC	ORANGE	18	MOLEX SD-67926-0011 or EQUIV.	500±10mm
	2	COM	BLACK	18		
	3	+5VDC	RED	18		
	4	COM	BLACK	18		
	5	+12V	YELLOW	18		
P8	1	+3.3VDC	ORANGE	18	MOLEX SD-67926-0011 or EQUIV.	50±10mm
	2	COM	BLACK	18		
P9	3	+5VDC	RED	18		500±10mm
	4	COM	BLACK	18		
P10	5	+12V	YELLOW	18		155±10mm
	1	+3.3VDC	ORANGE	18	MOLEX SD-67582-001 or EQUIV.	
P11	2	COM	BLACK	18		500±10mm
	3	+5VDC	RED	18		
P12	4	COM	BLACK	18		155±10mm
	5	+12V	YELLOW	18		
P13	1	+3.3VDC	ORANGE	18	MOLEX SD-67582-001 or EQUIV.	500±10mm
	3	+5VDC	RED	18		
P14	4	COM	BLACK	18		155±10mm
	5	+12V	YELLOW	18		
P15	1	+12V	YELLOW	18	AMP 1-480424-0 or EQUIV.	500±10mm
	2	COM	BLACK	18		
	3	COM	BLACK	18		
P16	4	+5VDC	RED	18		155±10mm
	1	+12V	YELLOW	18	AMP 1-480424-0 or EQUIV.	
	2	COM	BLACK	18		
P17	3	COM	BLACK	20	AMP 171822-4 or EQUIV.	155±10mm
	4	+5VDC	RED	18		
	1	+5VDC	RED	20		



REF. ID.	PIN NO.	SIGNAL	WIRE COLOR	GAUGE	CONNECTOR TYPE	CABLE LENGTH
P6	1	+12V	BLACK	18	專用WST P012-130006FS42-B	650±10mm
	2	+12V	BLACK	18		
	3	+12V	BLACK	18		
	4	+12V	BLACK	18		
	5	+12V	BLACK	18		
	6	+12V	BLACK	18		
	7	COM	BLACK	18		
	8	COM	BLACK	18		
	9	COM	BLACK	18		
	10	COM	BLACK	18		
	11	COM	BLACK	18		
	12	COM	BLACK	18		
S1	CARD_PWR_STABLE	BLACK	28			
S2	CARD_CBL_PRES#	BLACK	28			
S3	SENSE0	BLACK	28			
S4	SENSE1	BLACK	28			

- NOTES:
- ALL THE LENGTH OF OUTPUT WIRES EXCLUDE HOUSING.
 - Label of origin is marked if indicated by sales.
 - DIMENSIONAL TOLERANCES: .XX=±0.5 [0.02]、.XXX=±0.25 [0.01].
 - Cable used UL1007 cable(P1~P5、P6-S1~P6-S4、P7~P17)
Cable used SOFT軟線 UL1569 black cable(P6-1~P6-12)

P/N.:9PA7508202

MODEL NO. :FSP750-50AAC,GEN5,(STD0003)		TITLE:ASSY		SHEET: 1 OF 1		REV:02	
R&D 8		PE		DRAWN		DATE	
						NOV.16.2023	

UNIT:mm [inch]