
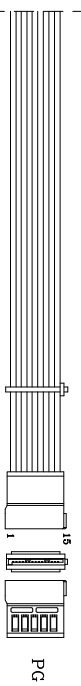
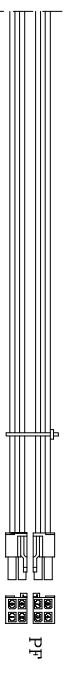
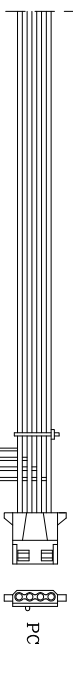
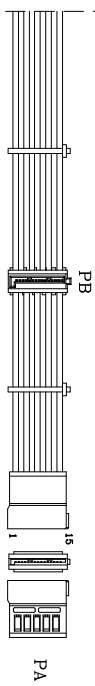

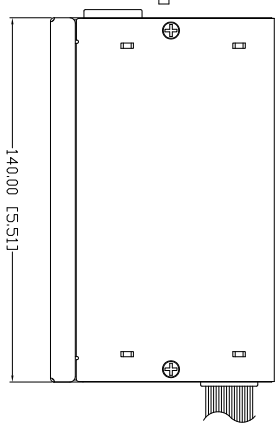
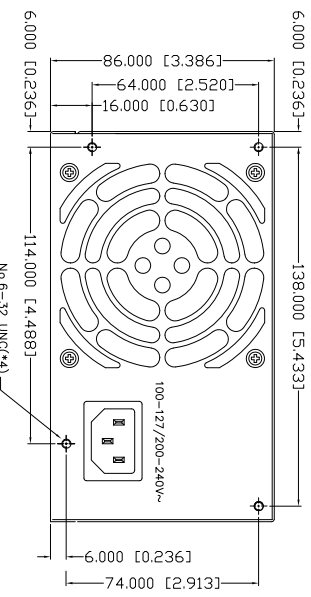
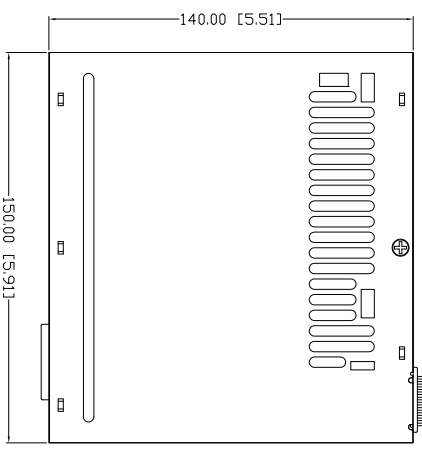
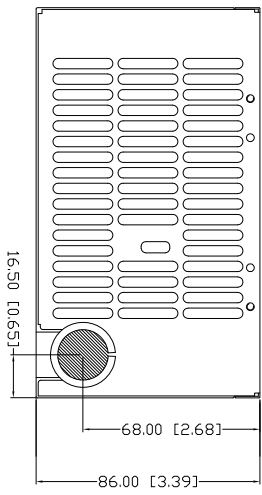


REF. ID.	PIN NO.	SIGNAL	WIRE COLOR	GAUGE	CONNECTOR TYPE	LENGTH	
P1	1	+3.3VDC	ORANGE	18	MOLEX 39-01-22 or BQUIV.	350+30mm -10	
	2	+3.3VDC	ORANGE	18			
	3	COM	BLACK	18			
	4	+5VDC	RED	18			
	5	COM	BLACK	18			
	6	+5VDC	RED	18			
	7	COM	BLACK	18			
	8	+5VDC	RED	18			
	9	+5VDC	RED	24			
	10	+5VDC	YELLOW	20			
	11	+5VDC	YELLOW	18			
	12	+3.3VDC	ORANGE	18			
	13	+3.3VDC	BROWN	24			
	14	+12VDC	BLUE	24			
	15	COM	BLACK	18			
P2/24	16	PS-ON	GREEN	24	MOLEX 350+30mm -10		
	17	COM	BLACK	18			
	18	COM	BLACK	18			
	19	COM	BLACK	18			
	20	COM	BLACK	18			
	21	+5VDC	RED	18			
	22	+5VDC	RED	18			
	23	+5VDC	RED	18			
	24	COM	BLACK	18			
	PA	1	+3.3V	BLACK		18	MOLEX 350+30mm or BQUIV.
		2	COM	BLACK		18	
		3	+5V	RED		18	
		4	COM	BLACK		18	
		5	+12V	YELLOW		18	
	PB	1	+3.3V	ORANGE		18	MOLEX 350+30mm -10 or BQUIV.
2		COM	BLACK	18			
3		+5V	RED	18			
4		COM	BLACK	18			
5		+12V	YELLOW	18			
PC	1	+12V	YELLOW	18	AMP 1-480/424-0355+30mm or BQUIV.		
	2	COM	BLACK	18			
	3	COM	BLACK	18			
	4	+5V	RED	18			
	5	+12V	YELLOW	18			
PD	1	+12V	YELLOW	18	AMP 1-480/424-0150±10mm or BQUIV.		
	2	COM	BLACK	18			
	3	COM	BLACK	18			
	4	+5V	RED	18			
	5	+12V	YELLOW	18			
PE	1	+12V	YELLOW	22	AMP 171522-4 or BQUIV.		
	2	COM	BLACK	22			
	3	COM	BLACK	22			
	4	+5V	RED	22			
	5	+12V	YELLOW	22			
PF	1	COM	BLACK	18	WST P4-1450623x8 350+30mm -10 P4-1450623x8 or BQUIV.		
	2	COM	BLACK	18			
	3	COM	BLACK	18			
	4	COM	BLACK	18			
	5	+12V	YEL./BLK	18			
PG	1	+12V	YEL./BLK	18	MOLEX 350+30mm -10 or BQUIV.		
	2	+3.3V	ORANGE	18			
	3	+5V	RED	18			
	4	COM	BLACK	18			
	5	+12V	YELLOW	18			



大標整合，取消小標簽

AIR FLOW

AIR FLOW

P/N:9PA300DA00

NOTE:  
1. ALL THE LENGTH OF OUTPUT WIRES EXCLUDE HOUSING.  
2. 產地標籤依業務指示加貼。  
3. 公差: XX=±0.5 [0.02], XXX=±0.25 [0.01].

MODEL NO.: FSP300-60EGA TITLE: ASSY SHEET: 1 OF 1 REV:05

R&D(1) PE DRAWN DATE

4/1/2015

UNIT:mm