
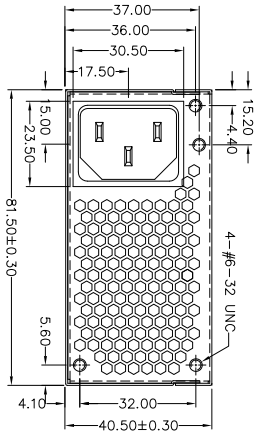
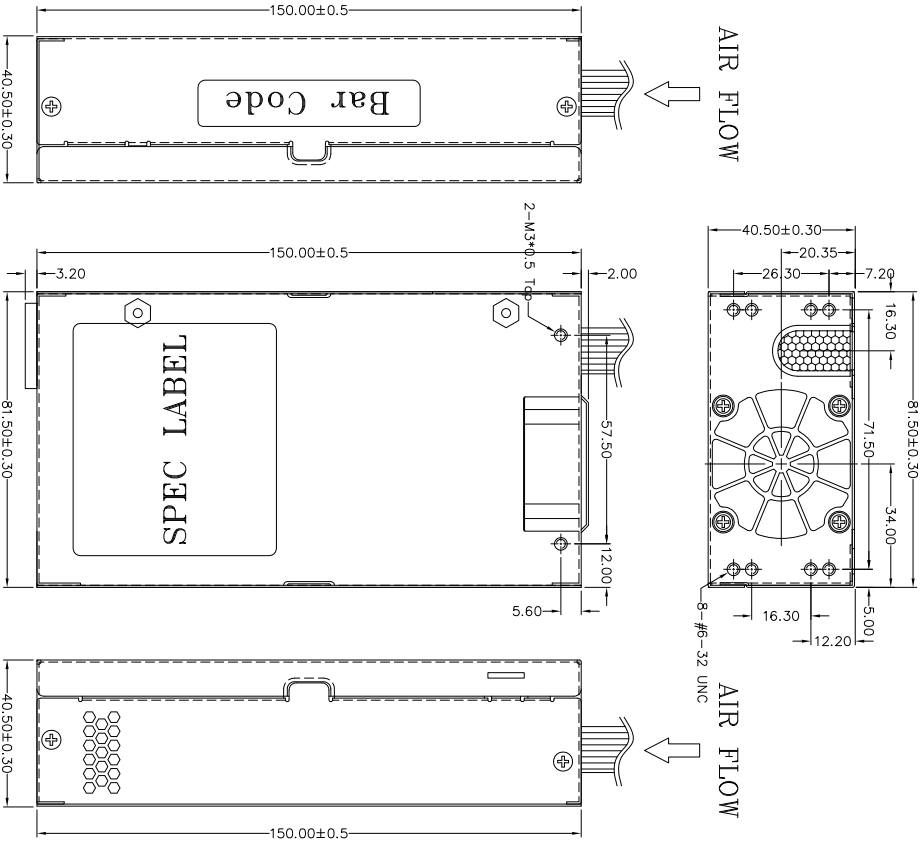


NOTE:  圖面修正

1. ALL THE LENGTH OF OUTPUT WIRES EXCLUDE HOUSING.
2. 產地標籤依業務指示加貼.

UNIT:mm



REF. ID.	NO.	SIGNAL	WIRE COLOR	GAUGE	CONNECTOR TYPE	CABLE LENGTH
1	1	+3.3V	ORANGE	18	MOLLEX	200±15
2	2	+3.3V	ORANGE	18	Pg0-145002K1ID+	200±15
3	3	COM	BLACK	20	P45002K1ID	mm
4	4	+5V	RED	20	or EQUIV.	
5	5	COM	BLACK	20		
6	6	+5V	RED	20		
7	7	COM	BLACK	20		
8	8	PW-OK	GRAY	22		
9	9	+5Vsb	PURPLE	22		
10	10	+12V2	YELLOW	20		
11	11	+12V2	YELLOW	20		
12	12	+3.3V	ORANGE	18		
13	13	+3.3V	ORANGE	18		
14	14	+3.3Vsb	BROWN	22		
15	15	COM	BLACK	20		
16	16	PS-ON	GREEN	22		
17	17	COM	BLACK	20		
18	18	COM	BLACK	20		
19	19	COM	BLACK	20		
20	20					
21	21	+5V	RED	20		
22	22	+5V	RED	20		
23	23	+5V	RED	20		
24	24	COM	BLACK	20		
<b>P1</b>						
1	1	COM	BLACK	20	MOLLEX	310±15
2	2	COM	BLACK	20	39-01-	mm
3	3	+12V1	YEL/BLK	20	2040	
4	4	+12V1	YEL/BLK	20	or EQUIV.	
<b>P2</b>						
1	1	+12V2	YELLOW	20	AMP	250±15
2	2	COM	BLACK	20	1-460424-0	mm
3	3	COM	BLACK	20	or EQUIV.	
4	4	+5V	RED	20		
<b>PA</b>						
1	1	+12V2	YELLOW	20	AMP	310±15
2	2	COM	BLACK	20	1-460424-0	mm
3	3	COM	BLACK	20	or EQUIV.	
4	4	+5V	RED	20		
<b>PC</b>						
1	1	COM	BLACK	20	AMP	150±10
2	2	COM	BLACK	22	171822-4	mm
3	3	COM	BLACK	22	or EQUIV.	
4	4	+12V2	YELLOW	20		
<b>PB</b>						
1	1	COM	BLACK	20	AMP	150±10
2	2	COM	BLACK	20	1-460424-0	mm
3	3	COM	BLACK	20	or EQUIV.	
4	4	+5V	RED	20		
<b>PD</b>						
1	1	+3.3V	ORANGE	20	MOLLEX	310±15
2	2	COM	BLACK	20	SD-67926	mm
3	3	+5V	RED	20	-0311	
4	4	COM	BLACK	20	or EQUIV.	
<b>PF</b>						
1	1	+3.3V	ORANGE	20	MOLLEX	150±10
2	2	COM	BLACK	20	SP07926	mm
3	3	+5V	RED	20	or EQUIV.	
4	4	COM	BLACK	20		
<b>PG</b>						
1	1	+12V2	YELLOW	20		
2	2	COM	BLACK	20		
3	3	+5V	RED	20		
4	4	COM	BLACK	20		

P/N.:9PA250EC00

MODEL NO. : FSP250-60LG-5K	TITLE: ASSY	SHEET: 1 OF 1	REV:02
R&D(2)	PE	DRAWN	DATE
INTERIOR COUNTERSIGN:		黃淑芳	OCT.28.2014