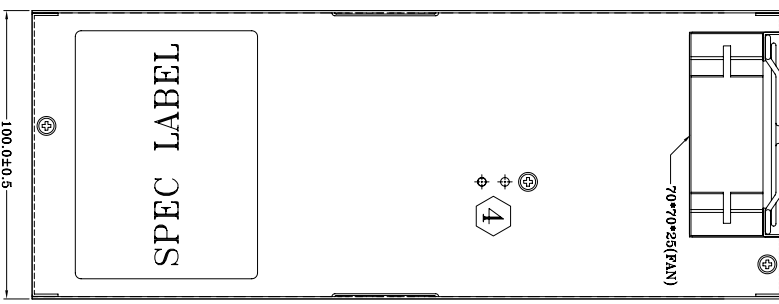
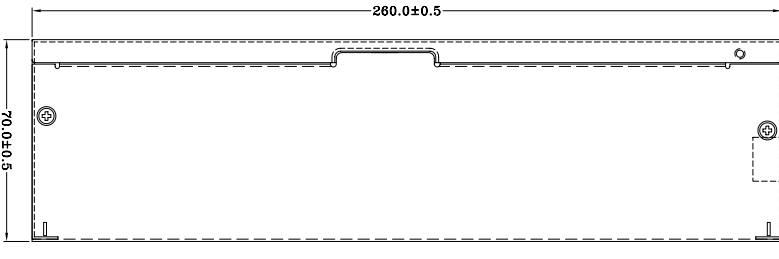
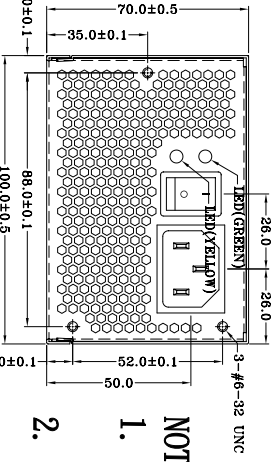
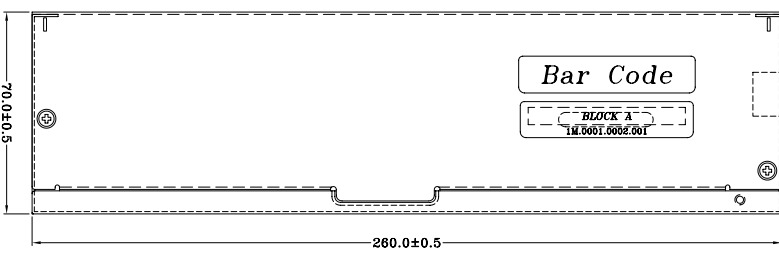


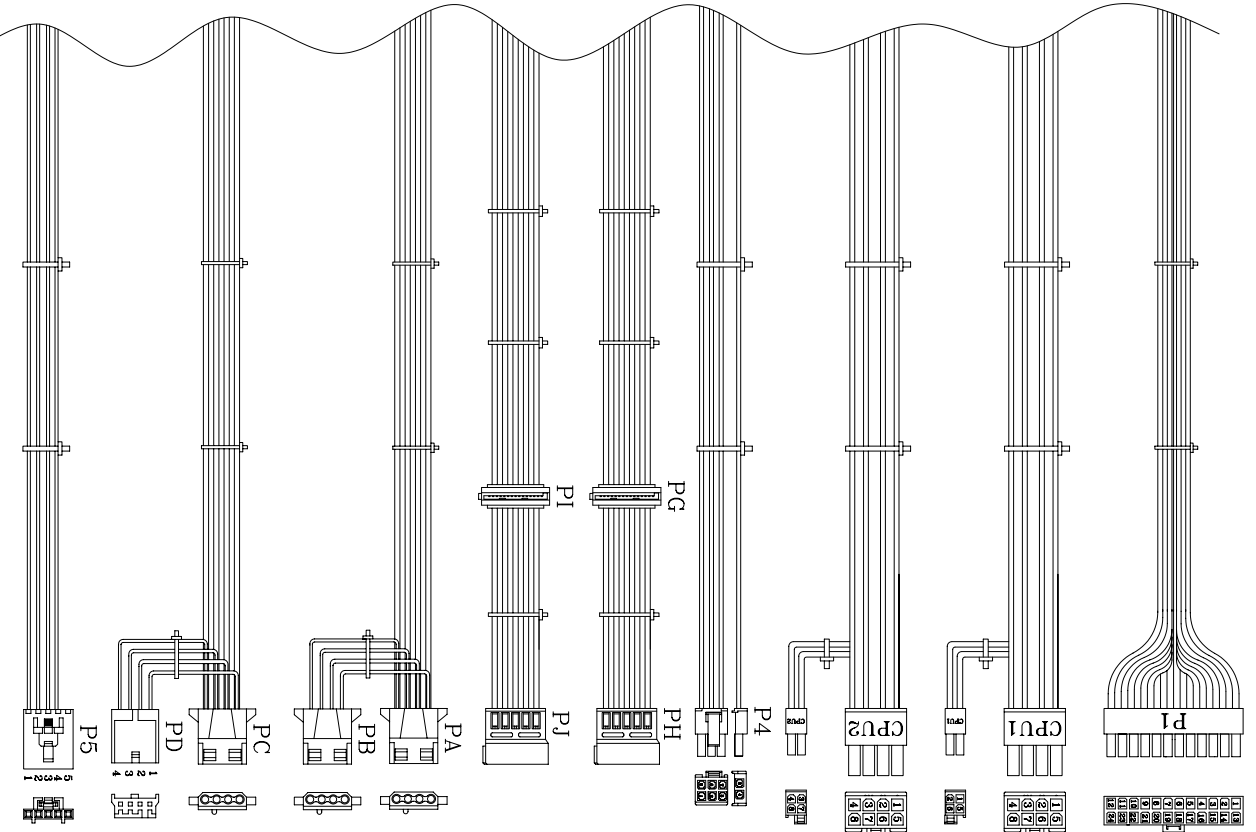
AIR FLOW



4 增加圖示



NOTE:  
1. ALL THE LENGTH OF OUTPUT WIRES EXCLUDE HOUSING.  
2. 產地標籤依業務指示加貼.



WIRE NO.	WIRE COLOR	CONNECTION TYPE	CABLE LENGTH
<b>P1</b>			
1	+5VDC	RED	500±20mm
2	+5VDC	RED	
3	+5VDC	RED	
4	+5VDC	RED	
5	+12VDC	RED	
6	+12VDC	RED	
7	+12VDC	RED	
8	+12VDC	RED	
9	+12VDC	RED	
10	+12VDC	RED	
11	+12VDC	RED	
12	+12VDC	RED	
13	+3.3VDC	ORANGE	
14	+3.3VDC	ORANGE	
15	0V	BLACK	
16	0V	BLACK	
17	0V	BLACK	
18	0V	BLACK	
19	0V	BLACK	
20	0V	BLACK	
21	0V	BLACK	
22	0V	BLACK	
23	+5VDC	RED	
24	+5VDC	RED	
<b>P2</b>			
1	+5V	RED	500±20mm
2	+5V	RED	
3	+5V	RED	
4	+5V	RED	
<b>P3</b>			
1	+5V	RED	55±10mm
2	+5V	RED	
3	+5V	RED	
<b>P4</b>			
1	+5V	RED	500±20mm
2	+5V	RED	
3	+5V	RED	
4	+5V	RED	
5	+5V	RED	
6	+5V	RED	
7	+5V	RED	
8	+5V	RED	
9	+5V	RED	
10	+5V	RED	
11	+5V	RED	
<b>P5</b>			
1	+5V	RED	500±20mm
2	+5V	RED	
3	+5V	RED	
4	+5V	RED	
<b>CPU1</b>			
1	+5V	RED	155±10mm
2	+5V	RED	
3	+5V	RED	
4	+5V	RED	
5	+5V	RED	
6	+5V	RED	
7	+5V	RED	
8	+5V	RED	
<b>CPU2</b>			
1	+5V	RED	500±20mm
2	+5V	RED	
3	+5V	RED	
4	+5V	RED	
5	+5V	RED	
6	+5V	RED	
7	+5V	RED	
8	+5V	RED	
<b>PJ</b>			
1	+5V	RED	155±10mm
2	+5V	RED	
3	+5V	RED	
4	+5V	RED	
<b>PH</b>			
1	+5V	RED	500±20mm
2	+5V	RED	
3	+5V	RED	
4	+5V	RED	
<b>PG</b>			
1	+5V	RED	500±20mm
2	+5V	RED	
3	+5V	RED	
4	+5V	RED	
<b>PI</b>			
1	+5V	RED	500±20mm
2	+5V	RED	
3	+5V	RED	
4	+5V	RED	
<b>PD</b>			
1	+5V	RED	155±10mm
2	+5V	RED	
3	+5V	RED	
4	+5V	RED	
<b>PB</b>			
1	+5V	RED	155±10mm
2	+5V	RED	
3	+5V	RED	
<b>PA</b>			
1	+5V	RED	500±20mm
2	+5V	RED	
3	+5V	RED	
<b>PC</b>			
1	+5V	RED	500±20mm
2	+5V	RED	
3	+5V	RED	
<b>PD</b>			
1	+5V	RED	500±20mm
2	+5V	RED	
3	+5V	RED	
4	+5V	RED	
<b>PB</b>			
1	+5V	RED	155±10mm
2	+5V	RED	
3	+5V	RED	
<b>PA</b>			
1	+5V	RED	500±20mm
2	+5V	RED	
3	+5V	RED	
<b>PC</b>			
1	+5V	RED	500±20mm
2	+5V	RED	
3	+5V	RED	

P/N.: 9PA600760C

MODEL NO. : FSP600-80WPFB	TITLE: ASSY	SHEET: 1 OF 1 REV:04	
R&D(2)	PE	DRAWN	DATE
INTERIOR COUNTERSIGN:		樂家龍	Oct.03.2016