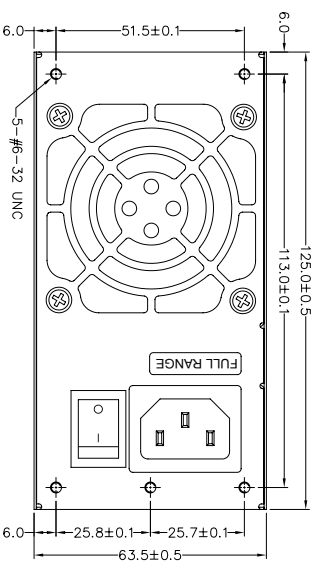
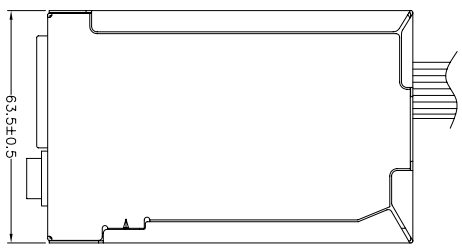
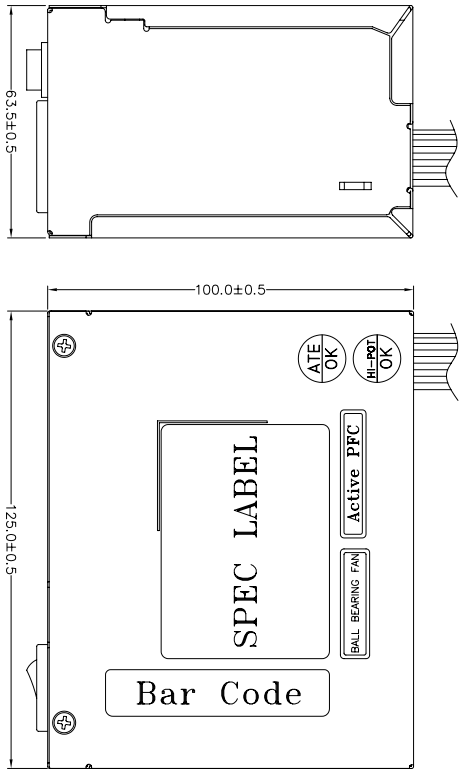
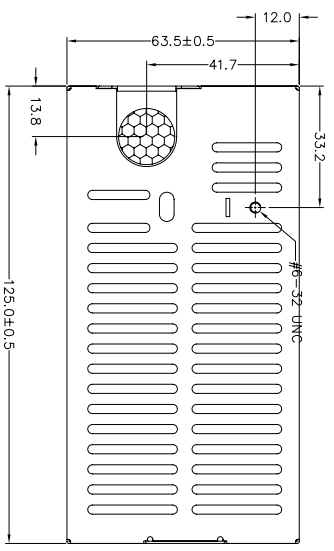


3 增加牙孔

NOTE:

1. ALL THE LENGTH OF OUTPUT WIRES EXCLUDE HOUSING.
2. 產地標籤依業務指示加貼.



REF. D.	PIN NO.	SIGNAL	WIRE COLOR	GUAGE	CONNECTOR TYPE	LENGTH
	1	+3.3V	ORANGE	18	MOLEX 39-01-2200 or EQUIV.	200±15 mm
	2	+3.3V	ORANGE	18		
	3	COM	BLACK	18		
	4	+5V	BLACK	18		
	5	COM	BLACK	18		
	6	+5V	RED	18		
	7	COM	BLACK	18		
	8	PW-OK	GRAY	22		
	9	+5Vsb	PURPLE	18		
	10	+12V	YELLOW	18		
	11	+3.3V	BROWN	22		
	12	-12V	BLUE	22		
	13	COM	BLACK	18		
	14	PS-ON	GREEN	22		
	15	COM	BLACK	18		
	16	COM	BLACK	18		
	17	COM	BLACK	18		
	18	-5V	WHITE	22		
	19	+5V	RED	18		
	20	+5V	RED	18		
PA	1	+12V	YELLOW	18	AMP-480x24-0 or EQUIV.	250±15 mm
PA	2	COM	BLACK	18		
PA	3	COM	BLACK	18		
PA	4	+5V	RED	18		
PB	1	+5V	RED	22	AMP 171822-4 or EQUIV.	150±10 mm
PB	2	COM	BLACK	22		
PB	3	COM	BLACK	22		
PB	4	+12V	YELLOW	22		
PC	1	+3.3V	ORANGE	18	CL1270H00 or EQUIV.	310±15 mm
PC	2	COM	BLACK	18		
PC	3	+5V	RED	18		
PC	4	COM	BLACK	18		
PC	5	+12V	YELLOW	18		
PD	1	+3.3V	ORANGE	18		150±10 mm
PD	2	COM	BLACK	18	CL1270H00-15P or EQUIV.	
PD	3	+5V	RED	18		
PD	4	COM	BLACK	18		
PD	5	+12V	YELLOW	18		
PE	1	COM	BLACK	18	MOLEX 39-01-2040 or EQUIV.	310±15 mm
PE	2	COM	BLACK	18		
PE	3	+12V	YELLOW	18		
PE	4	+12V	YELLOW	18		

P/N.:9PA2009200

MODEL NO. : FSP200-60PLC	TITLE: ASSY	SHEET: 1 OF 1	REV:03
R&D(2)	PE	DRAWN	DATE
INTERIOR COUNTERSIGN:		周書宇	FEB.07.2017

UNIT:mm