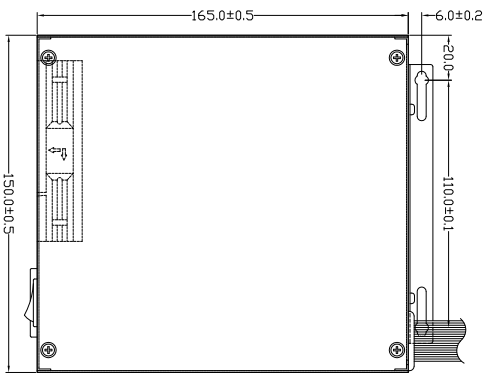
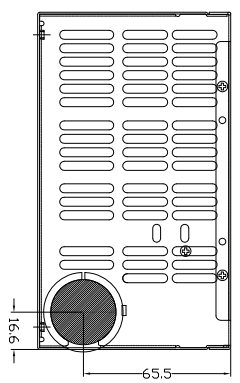
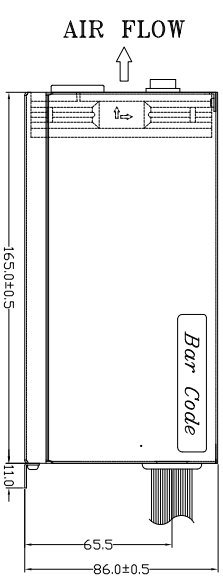
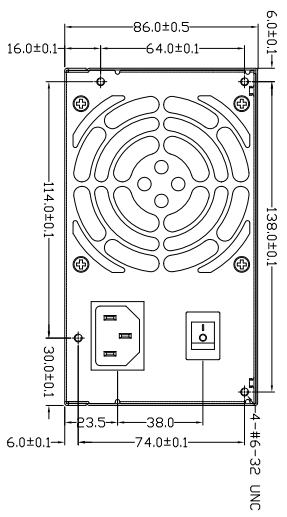

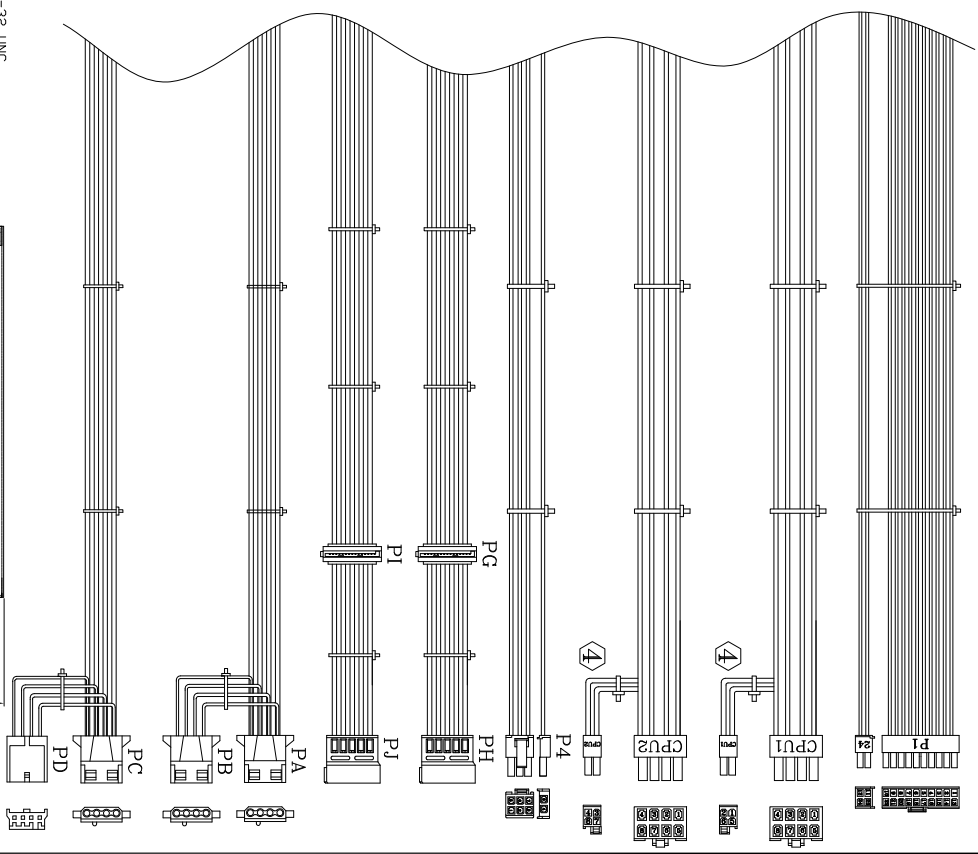


Ref. ID	PN	SIGNAL	WIRE	RANGE	CONNECTOR TYPE	CABLE LENGTH		
P1	1	+3.3VDC	ORANGE	18	1WT	500±15mm		
	2	+3.3VDC	ORANGE	18	C4302H02			
	3	COM	BLACK	18	-A30P+			
	4	+5VDC	RED	18	C4302H02			
	5	COM	BLACK	18	-A4P+			
	6	+5VDC	RED	18	OR EQUIV			
	7	COM	BLACK	18				
	8	PS-ON	PURPLE	18				
	9	+5Vsb	PURPLE	18				
	10	+12V3	Yel/Blue	18				
P2	1	+12V3	Yel/Blue	18				
	2	+3.3VDC	ORANGE	18				
	3	+3.3VDC	ORANGE	18				
	4	+3.3VDC	ORANGE	18				
	5	+3.3VDC	ORANGE	18				
	6	+3.3VDC	ORANGE	18				
	7	+3.3VDC	ORANGE	18				
	8	+3.3VDC	ORANGE	18				
	9	+3.3VDC	ORANGE	18				
	10	+3.3VDC	ORANGE	18				
P3	1	+12V4	Yel/White	18				
	2	+12V4	Yel/White	18				
	3	+12V4	Yel/White	18				
	4	COM	BLACK	18				
	5	COM	BLACK	18				
	6	COM	BLACK	18				
	7	COM	BLACK	18				
	8	COM	BLACK	18				
	9	COM	BLACK	18				
	10	COM	BLACK	18				
P4	1	+12V4	Yel/White	18				
	2	+12V4	Yel/White	18				
	3	+12V4	Yel/White	18				
	4	COM	BLACK	18				
	5	COM	BLACK	18				
	6	COM	BLACK	18				
	7	COM	BLACK	18				
	8	COM	BLACK	18				
	9	COM	BLACK	18				
	10	COM	BLACK	18				
PA	1	+12V3	Yel/Blue	18				
	2	COM	BLACK	18				
	3	COM	BLACK	18				
	4	+5V	RED	18				
	PC	1	+12V3	Yel/Blue	18			
		2	COM	BLACK	18			
		3	COM	BLACK	18			
		4	+5V	RED	18			
		PB	1	+12V3	Yel/Blue	18		
			2	COM	BLACK	18		
3			COM	BLACK	18			
4			+5V	RED	18			
PD			1	+12V3	Yel/Blue	18		
			2	COM	BLACK	18		
	3		COM	BLACK	18			
	4		+5V	RED	18			
	PG		1	+3.3VDC	ORANGE	18		
			2	COM	BLACK	18		
		3	+5V	RED	18			
		4	COM	BLACK	18			
		PI	1	+3.3VDC	ORANGE	18		
			2	COM	BLACK	18		
3			+5V	RED	18			
4			COM	BLACK	18			
PH			1	+3.3VDC	ORANGE	18		
			2	COM	BLACK	18		
	3		+5V	RED	18			
	4		COM	BLACK	18			
	PJ		1	+12V3	Yel/Blue	18		
			2	COM	BLACK	18		
		3	+5V	RED	18			
		4	COM	BLACK	18			
		5	+12V3	Yel/Blue	18			

CPU1		CPU2		CPU1		CPU2	
1	COM	BLACK	18	1	COM	BLACK	18
2	COM	BLACK	18	2	COM	BLACK	18
3	COM	BLACK	18	3	COM	BLACK	18
4	COM	BLACK	18	4	COM	BLACK	18
5	+12V1	YELLOW	18	5	+12V1	YELLOW	18
6	+12V1	YELLOW	18	6	+12V1	YELLOW	18
7	+12V1	YELLOW	18	7	+12V1	YELLOW	18
8	+12V2	Yel/Black	18	8	+12V2	Yel/Black	18



4 圖面修正



P/N.:9PA6004000

NOTE:

1. ALL THE LENGTH OF OUTPUT WIRES EXCLUDE HOUSING.
2. 產地標籤依業務指示加貼。

UNIT:mm

MODEL NO. : FSP600-90MPB	TITLE: ASSY	SHEET: 1 OF 1 REV:04
R&D(2)	PE	DRAWN
INTERIOR COUNTERSIGN:		樂家龍
		DATE
		NOV.21.2014