
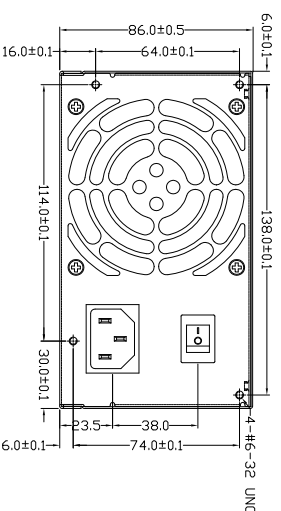

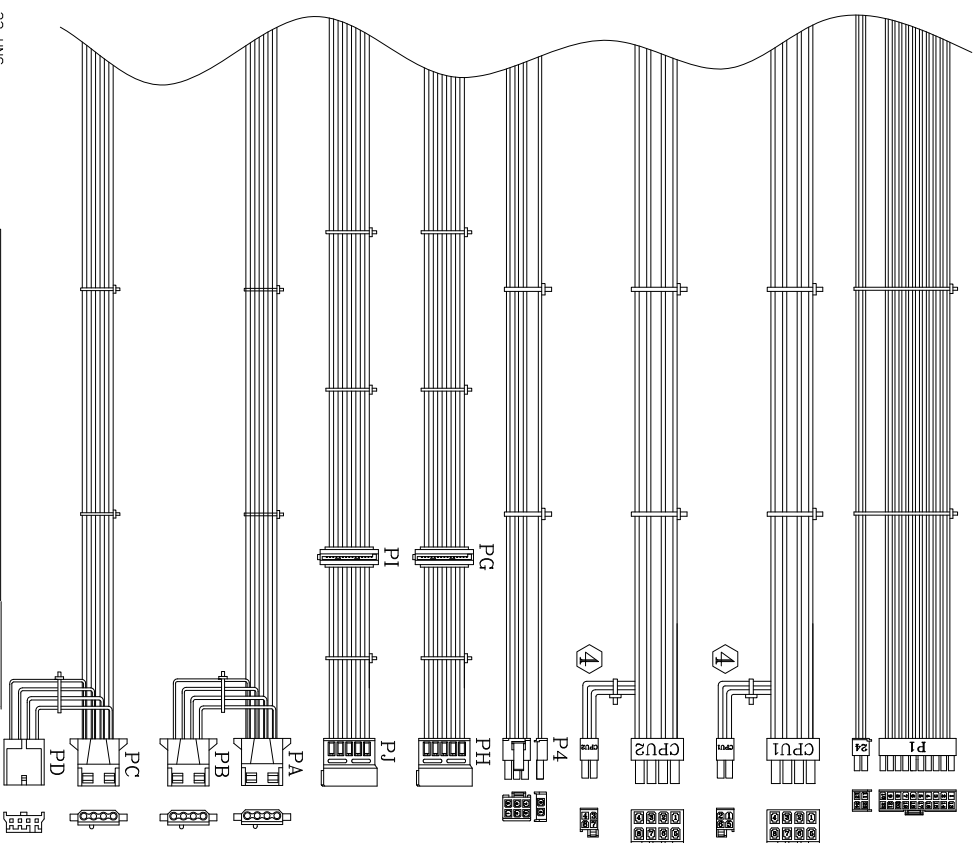
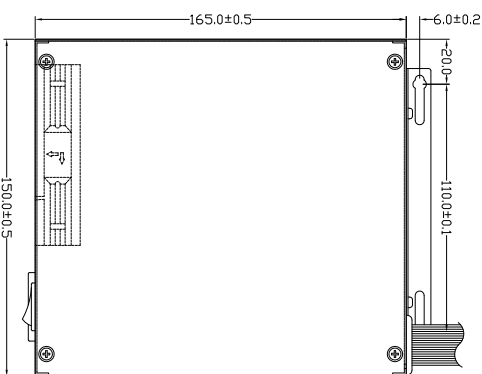
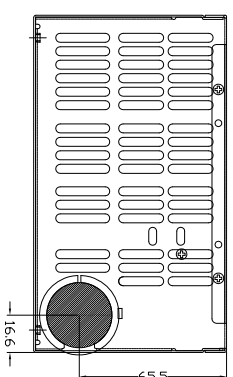


Ref. ID	PN	SIGNAL	WIRE RANGE	CONNECTOR TYPE	CABLE LENGTH
P1 2/4	1	+3.3VDC	ORANGE 18	WJT	500±15mm
	2	+3.3VDC	ORANGE 18	C4302H02	
	3	COM	BLACK 18	-A20P+	
	4	+5VDC	RED 18	C4302H02	
	5	COM	BLACK 18	-A4P+	
	6	+5VDC	RED 18	OR EQUIV	
	7	COM	BLACK 18		
	8	PRN ON	PRN 18		
	9	+5Vsb	PURPLE 18		
	10	+12V3	Yel/Blue 18		
CPU1	1	+3.3VDC	ORANGE 18	WST	500±15mm
	2	+3.3VDC	ORANGE 18	PS-142002	
	3	COM	BLACK 18	K3B-B	
	4	COM	BLACK 18	OR EQUIV.	
	5	COM	BLACK 18		
	6	COM	BLACK 18		
	7	COM	BLACK 18		
	8	COM	BLACK 18		
	9	COM	BLACK 18		
	10	COM	BLACK 18		
CPU2	1	+3.3VDC	ORANGE 18	WST	500±15mm
	2	+3.3VDC	ORANGE 18	PS-142002	
	3	COM	BLACK 18	K4B	
	4	COM	BLACK 18	OR EQUIV.	
	5	COM	BLACK 18		
	6	COM	BLACK 18		
	7	COM	BLACK 18		
	8	COM	BLACK 18		
	9	COM	BLACK 18		
	10	COM	BLACK 18		
CPU2	1	+3.3VDC	ORANGE 18	WST	500±15mm
	2	+3.3VDC	ORANGE 18	PS-142002	
	3	COM	BLACK 18	K3B	
	4	COM	BLACK 18	OR EQUIV.	
	5	COM	BLACK 18		
	6	COM	BLACK 18		
	7	COM	BLACK 18		
	8	COM	BLACK 18		
	9	COM	BLACK 18		
	10	COM	BLACK 18		
CPU1	1	+3.3VDC	ORANGE 18	WST	500±15mm
	2	+3.3VDC	ORANGE 18	PS-142002	
	3	COM	BLACK 18	K3B	
	4	COM	BLACK 18	OR EQUIV.	
	5	COM	BLACK 18		
	6	COM	BLACK 18		
	7	COM	BLACK 18		
	8	COM	BLACK 18		
	9	COM	BLACK 18		
	10	COM	BLACK 18		
CPU2	1	+3.3VDC	ORANGE 18	WST	500±15mm
	2	+3.3VDC	ORANGE 18	PS-142002	
	3	COM	BLACK 18	K3B	
	4	COM	BLACK 18	OR EQUIV.	
	5	COM	BLACK 18		
	6	COM	BLACK 18		
	7	COM	BLACK 18		
	8	COM	BLACK 18		
	9	COM	BLACK 18		
	10	COM	BLACK 18		

Ref. ID	PN	SIGNAL	WIRE RANGE	CONNECTOR TYPE	CABLE LENGTH		
P4	1	+12V4	Yel/White 18	WST	500±15mm		
	2	+12V4	Yel/White 18	PS-142002			
	3	COM	BLACK 18	K3B-B			
	4	COM	BLACK 18	OR EQUIV.			
	5	COM	BLACK 18				
	6	COM	BLACK 18				
	7	COM	BLACK 18				
	8	COM	BLACK 18				
	9	COM	BLACK 18				
	10	COM	BLACK 18				
PA	1	+12V3	Yel/Blue 18	AMP	500±15mm		
	2	COM	BLACK 18	-460424-0			
	3	COM	BLACK 18	OR EQUIV.			
	4	+5V	RED 18				
	PC	1	+12V3	Yel/Blue 18	AMP	150±10mm	
		2	COM	BLACK 18	-460424-0		
		3	COM	BLACK 18	OR EQUIV.		
		4	+5V	RED 18			
		PB	1	+12V3	Yel/Blue 18	AMP	150±10mm
			2	COM	BLACK 18	-460424-0	
3			COM	BLACK 18	OR EQUIV.		
4			+5V	RED 18			
PD			1	+12V3	Yel/Blue 18	AMP	150±10mm
			2	COM	BLACK 18	-460424-0	
	3		COM	BLACK 18	OR EQUIV.		
	4		+5V	RED 18			
	PG		1	+3.3VDC	ORANGE 18	CL1271HS0	500±15mm
			2	COM	BLACK 18	-15P	
		3	+5V	RED 18	OR EQUIV.		
		4	COM	BLACK 18			
		PI	1	+3.3VDC	ORANGE 18	CL1270H00	150±10mm
			2	COM	BLACK 18	-15P	
3			+5V	RED 18	OR EQUIV.		
4			COM	BLACK 18			
PH			1	+3.3VDC	ORANGE 18	CL1270H00	150±10mm
			2	COM	BLACK 18	-15P	
	3		+5V	RED 18	OR EQUIV.		
	4		COM	BLACK 18			
	PJ		1	+3.3VDC	ORANGE 18	CL1270H00	150±10mm
			2	COM	BLACK 18	-15P	
		3	+5V	RED 18	OR EQUIV.		
		4	COM	BLACK 18			
		5	+12V3	Yel/Blue 18			

4 圖面修正



P/N.:9PA7003500

NOTE:

1. ALL THE LENGTH OF OUTPUT WIRES EXCLUDE HOUSING.
2. 產地標籤依業務指示加貼。

UNIT:mm

MODEL NO. : FSP700-90MPB	TITLE: ASSY	SHEET: 1 OF 1	REV:04
R&D(2)	PE	DRAWN	DATE
INTERIOR COUNTERSIGN:		樂家龍	NOV.21.2014