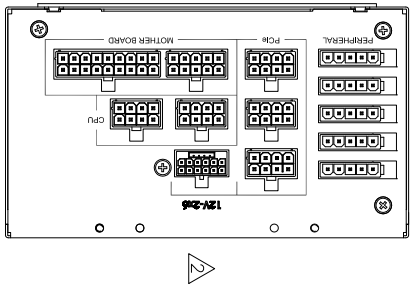
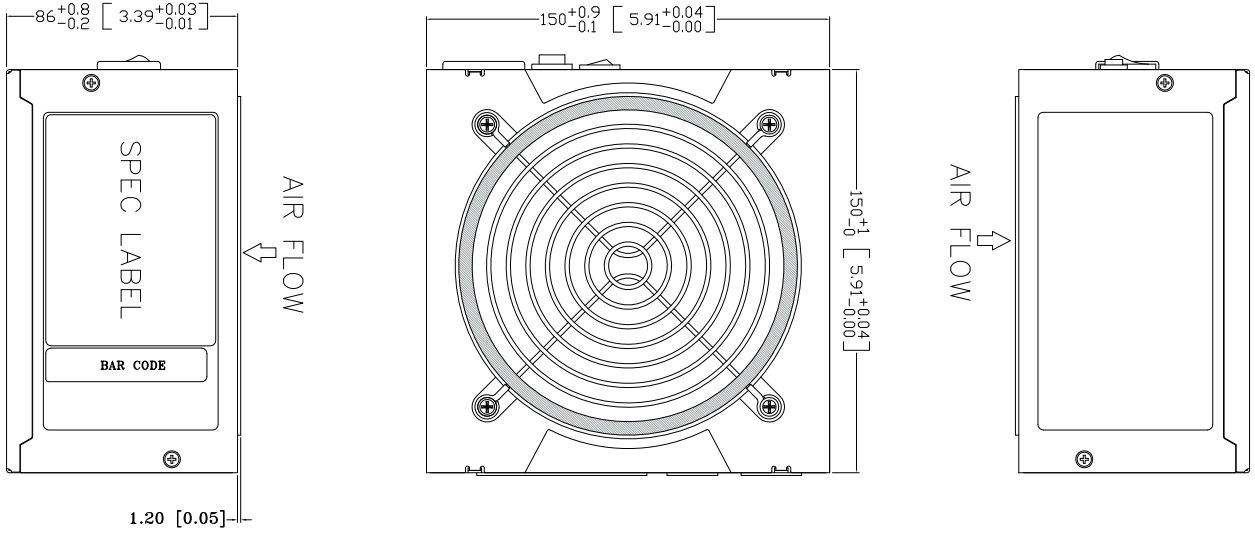


SCALE: 2/1



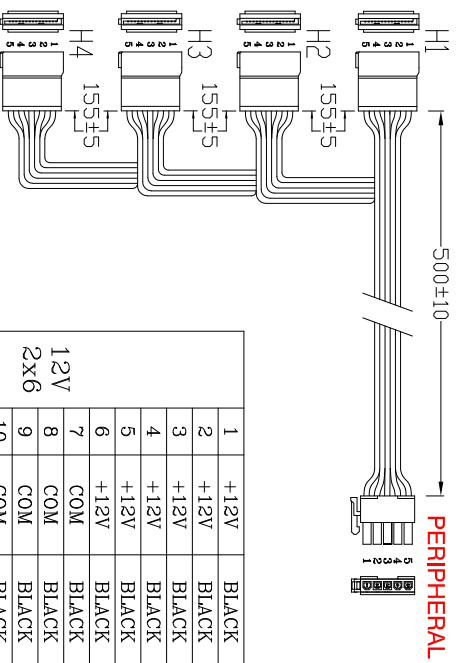
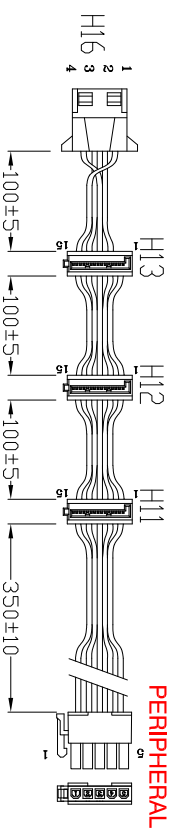
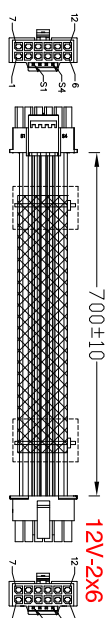

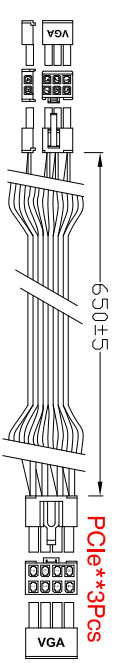
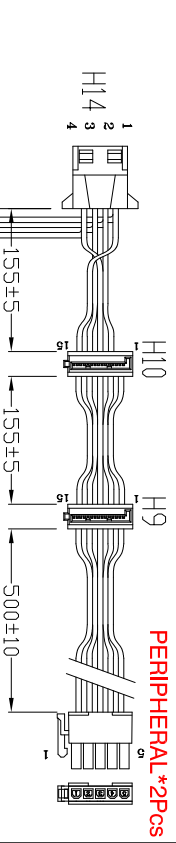
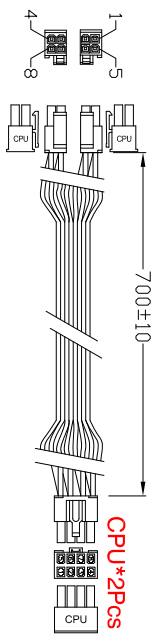
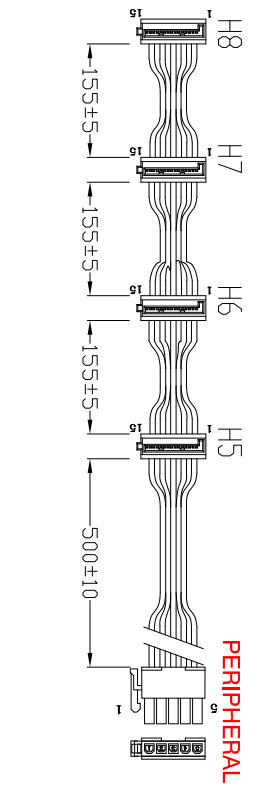
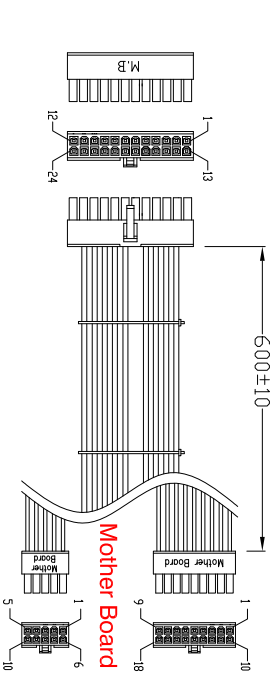
|   |            |       |       |
|---|------------|-------|-------|
| 1 | 規格書        | 規格書   | 規格書   |
| 2 | EC-0045389 | 品質保證書 | 品質保證書 |

NOTE:

1. ALL THE LENGTH OF OUTPUT WIRES EXCLUDE HOUSING.
2. 所有線材均使用UL2468黑線(M.B.、12V-2A6除外), CONNECT全為黑色。
3. 公差: .X=±1[0.04]、.XX=±0.5[0.02]、.XXX=±0.25[0.01]。

|                          |             |               |           |
|--------------------------|-------------|---------------|-----------|
| MODEL NO.: FSP1000-57ACA | TITLE: ASSY | SHEET: 1 OF 2 | REV: 02   |
| R&D(1)                   | PE          | DRAWN         | DATE      |
|                          |             |               | 2/16/2024 |

P/N.:9PA10A6600



|    |          |       |    |              |
|----|----------|-------|----|--------------|
| 1  | +12V     | BLACK | 16 | WST          |
| 2  | +12V     | BLACK | 16 | PD12-        |
| 3  | +12V     | BLACK | 16 | 130006FS4Z-B |
| 4  | +12V     | BLACK | 16 | or EQUIV.    |
| 5  | +12V     | BLACK | 16 |              |
| 6  | +12V     | BLACK | 16 |              |
| 7  | COM      | BLACK | 16 |              |
| 8  | COM      | BLACK | 16 |              |
| 9  | COM      | BLACK | 16 |              |
| 10 | COM      | BLACK | 16 |              |
| 11 | COM      | BLACK | 16 |              |
| S1 | CARD_PWR | BLACK | 28 |              |
| S2 | CARD_SEN | BLACK | 28 |              |
| S3 | SENSE0   | BLACK | 28 |              |
| S4 | SENSE1   | BLACK | 28 |              |

|   |       |       |    |                |
|---|-------|-------|----|----------------|
| 1 | +3.3V | BLACK | 18 | MOLEX          |
| 2 | COM   | BLACK | 18 | SD-67926--0011 |
| 3 | +5V   | BLACK | 18 | or EQUIV.      |
| 4 | COM   | BLACK | 18 |                |
| 5 | +12V  | BLACK | 18 |                |
| 1 | +12V  | BLACK | 18 | AMP            |
| 2 | COM   | BLACK | 18 | 1-480424-0     |
| 3 | COM   | BLACK | 18 | or EQUIV.      |
| 4 | +5V   | BLACK | 18 |                |

| REF. ID. | PIN NO. | SIGNAL     | WIRE COLOR | GAUGE | CONNECTOR TYPE |
|----------|---------|------------|------------|-------|----------------|
| M.B      | 1       | +3.3VDC    | BLACK      | 16    | WST            |
| M.B      | 2       | +3.3VDC    | BLACK      | 16    | P20-           |
| M.B      | 3       | COM        | BLACK      | 16    | I42002K11D-B   |
| M.B      | 4       | +5V        | BLACK      | 16    | + P4-          |
| M.B      | 5       | COM        | BLACK      | 16    | I42002K11D-B   |
| M.B      | 6       | +5V        | BLACK      | 16    | or EQUIV.      |
| M.B      | 7       | COM        | BLACK      | 16    |                |
| M.B      | 8       | COM Sense  | BLACK      | 22    |                |
| M.B      | 9       | PW-OK      | BLACK      | 22    |                |
| M.B      | 10      | +5Vsb      | BLACK      | 16    |                |
| M.B      | 11      | +12V       | BLACK      | 16    |                |
| M.B      | 12      | +12Vsense  | BLACK      | 22    |                |
| M.B      | 13      | +3.3VDC    | BLACK      | 16    |                |
| M.B      | 14      | +3.3Vsense | BLACK      | 22    |                |
| M.B      | 15      | -12VDC     | BLACK      | 22    |                |
| M.B      | 16      | COM        | BLACK      | 16    |                |
| M.B      | 17      | PS-ON      | BLACK      | 22    |                |
| M.B      | 18      | COM        | BLACK      | 16    |                |
| M.B      | 19      | COM Sense  | BLACK      | 22    |                |
| M.B      | 20      | COM        | BLACK      | 16    |                |
| M.B      | 21      | +5V        | BLACK      | 16    |                |
| M.B      | 22      | +5V        | BLACK      | 16    |                |
| M.B      | 23      | +5V        | BLACK      | 16    |                |
| M.B      | 24      | COM        | BLACK      | 16    |                |
| CPU      | 1       | COM        | BLACK      | 18    | WST            |
| CPU      | 2       | COM        | BLACK      | 18    | P4-            |
| CPU      | 3       | COM        | BLACK      | 18    | I42002K3B      |
| CPU      | 4       | COM        | BLACK      | 18    | -B4            |
| CPU      | 5       | +12V       | BLACK      | 18    | P4-            |
| CPU      | 6       | +12V       | BLACK      | 18    | I42002K4B      |
| CPU      | 7       | +12V       | BLACK      | 18    | -B4            |
| CPU      | 8       | +12V       | BLACK      | 18    | or EQUIV.      |
| VGGA     | 1       | +12V       | BLACK      | 16    | WST            |
| VGGA     | 2       | +12V       | BLACK      | 16    | P6-I42002      |
| VGGA     | 3       | +12V       | BLACK      | 16    | K21-B6         |
| VGGA     | 4       | COM        | BLACK      | 16    | +              |
| VGGA     | 5       | COM        | BLACK      | 16    | P2-I42002      |
| VGGA     | 6       | COM        | BLACK      | 16    | K13B-B         |
| VGGA     | 7       | COM        | BLACK      | 16    | or EQUIV.      |
| VGGA     | 8       | COM        | BLACK      | 16    |                |
| H1       | 1       | +3.3V      | BLACK      | 18    | MOLEX          |
| H1       | 2       | COM        | BLACK      | 18    | SD-67562--001  |
| H1       | 3       | +5V        | BLACK      | 18    | or EQUIV.      |
| H1       | 4       | COM        | BLACK      | 18    |                |
| H4       | 5       | +12V       | BLACK      | 18    |                |

UNIT:mm [inch]

MODEL NO.: FSP1000-57ACA

TITLE: ASSY

SHEET: 2 OF 2

REV:02

P/N.:9PA10A6600